




DockView

Backup Distance Sensing System

DockView was designed to aid truck drivers in backing up to loading docks to reduce dock damage and truck / trailer damage. DockView 16 utilizes one or two ultrasonic sensors to detect the truck or trailer distance from the loading dock. The sensors detect the distance of the vehicle in mirror image on a large digital display mounted in line of the drivers west coast mirror. Drivers view the display correctly in their mirror when backing to the loading dock from 16 ft to the dock. DockView display is available in Metric or Feet and can be easily changed from mirror image to normal view for other applications.



DockView 16



M. S. Foster & Associates, Inc.

1866 N. Country Lane, Michigan City, IN 46360
Phone 219-380-3266 or 219-879-9225 • Toll Free 888-452-4053
Fax 219-879-9313 • email: sales@msfoster.com
www.msfoster.com

DockView


Specifications:

Controller/Display, Mechanical:	7-1/8"H x 7-1/8"W x 2-3/8" D
Adjustment:	distance offset control
	Adjusts the distance offset from sensor to the bumper or rear of the truck.
Sensors:	2"H x 3" W x 1-1/2" D
Detection range:	0 to 16 feet
	34 degree horizontal
	17 degree vertical
Operating Temperature:	-20 to 140 degrees F
Input Power required:	120 Volts AC @ .25 Amps

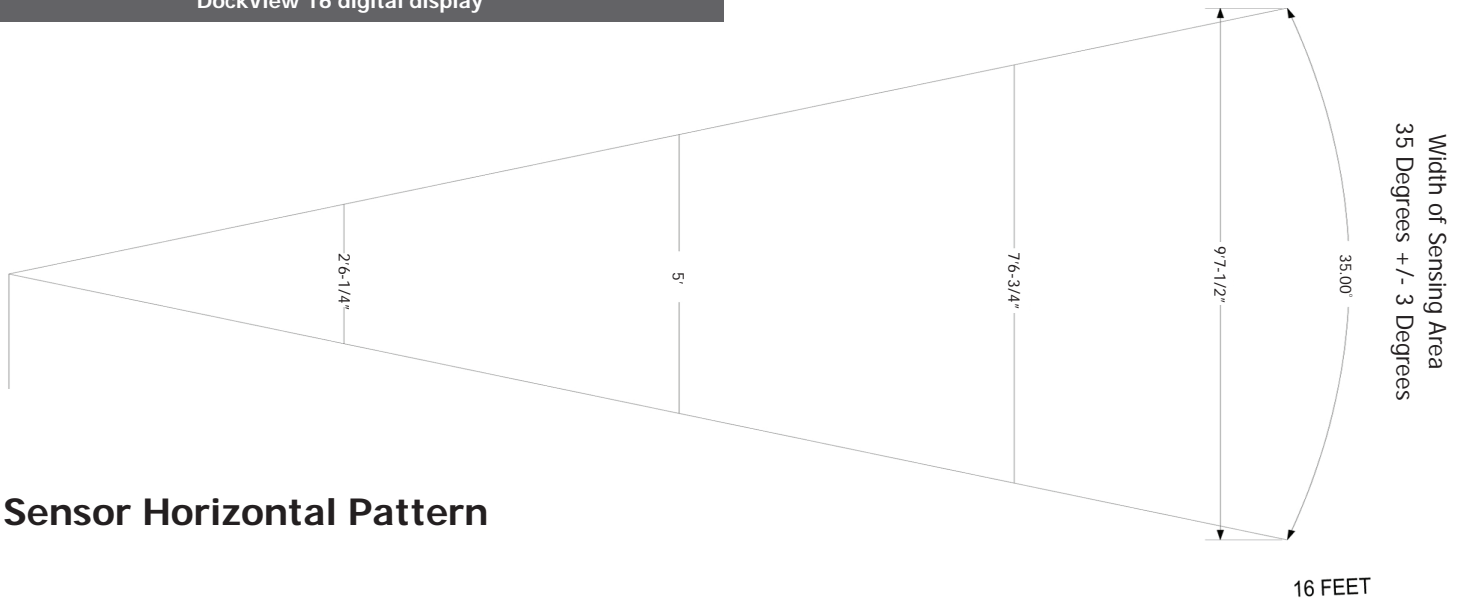
The control is protected with an automatic reset fuse inside the control box.

Dock View 16 part numbers:

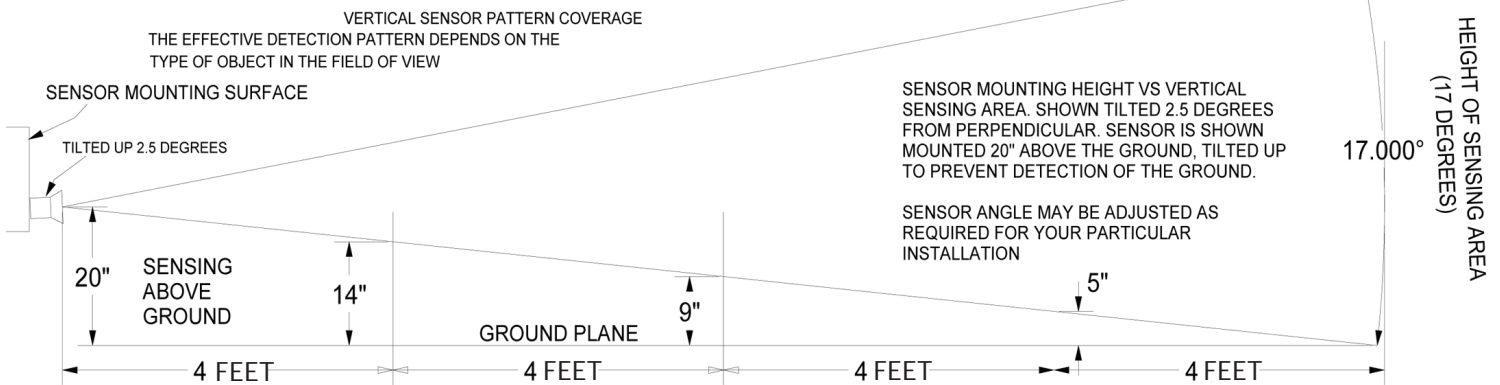
- MSF 1113-00: DockView 16 includes (1) sensor with normal or reverse reading
- MSF 1113-02: DockView 16 Metric includes (1) sensor with normal or reverse reading
- MSF 2416: (1) Dual Sensor with 8 ft cable for DockView 16
- MSF 2418: (1) Single Sensor for DockView 16 (cable not included)



DockView 16 digital display



Sensor Horizontal Pattern



Sensor Vertical Pattern