






M. S. Foster & Associates

1866 N. Country Lane, Michigan City, IN 46360
Phone 219-879-9225 • Toll Free 888-452-4053
Fax 219-879-9313 • email: sales@msfoster.com
www.msfoster.com

Quick Reference Guide



ARROW LIGHTS

	VOLTAGE	CURRENT DRAW	SIZE	BASE	MOUNTING	FLASHING MODES	WARRANTY	PART #'S
800 SERIES LED 	12 or 24vdc	7AMPS	55"L x 13"H	Heavy gauge enamel-dipped aluminum	Magnetic mount kit, hinged bracket mount kit	Left, right, double arrow and caution bar	1 Year	SY800-LED SY800-LED-50 SY800-24VDC-LED
855 SERIES LED 	12 or 24vdc	7AMPS	22.5"L x 16"H - 2 pieces per set	ABS high-impact corrosion-resistant plastic base with sealed back	Magnetic mount kit	Left, right, and double arrow	1 Year	SY855-LED SY855-LED-50 SY855-LED-24VDC SY855-LED-50-24VDC
800 SERIES INCANDESCENT 	12 or 24vdc	20AMPS	55"L x 13"H	Heavy gauge enamel-dipped aluminum	Magnetic mount kit, hinged bracket mount kit	Left, right, double arrow and caution bar	1 Year	SY800 SY800-50 SY800-24VDC
855 SERIES INCANDESCENT 	12 or 24vdc	20AMPS	22.5"L x 16"H - 2 pieces per set	ABS high-impact corrosion-resistant plastic base with sealed back	Magnetic mount kit	Left, right, and double arrow	1 Year	SY855 SY855-50 SY855-24VDC

Part number includes Arrow Light, Diagnostic Controller, and 25' or 50' wiring harness

REPLACEMENT PARTS & ACCESSORIES

SY800PANEL (12vdc)
SY800PANEL-24VDC (24vdc)

- Incandescent arrow panel



SY800PANEL-LED (12vdc)
SY800PANEL-24VDC-LED (24vdc)

- LED arrow panel



SY811 (SY800 SERIES ONLY)

- Magnetic mount kit



SY812 (12vdc)
SY824 (24vdc)

- Incandescent lamp



SY812L (12vdc)
SY824L (24vdc)

- LED lamp



SY812A

- Grommet



SY825

- Hinged bracket



SY830

- Dust cover



SY855L (12vdc)
SY855L-24VDC (24vdc)

- Left arrow



SY855L-LED (12vdc)
SY855L-24VDC-LED (24vdc)

- LED left arrow



SY855R (12vdc)
SY855R-24VDC (24vdc)

- Right arrow



SY855R-LED (12vdc)
SY855R-24VDC-LED (24vdc)

- LED right arrow



SY8000000

- Controller
- Size: 4.75"L x 3.5"W x 1.16"D



SY8000000-A

- Driver w/ 25' cable
- Used with 800 Series



SY8000000-A-50

- Driver w/ 50' cable
- Used with 800 Series



SY8550000-A

- Driver w/ 25' cable
- Used with 855 Series








SY8550000-A-50

- Driver w/ 50' cable
- Used with 855 Series



ARROW LIGHTS - SEQUENTIAL








	VOLTAGE	CURRENT DRAW	SIZE	LAMPS	BRIGHTNESS CONTROL	SPEED CONTROL	SEQUENTIAL MODES	WARRANTY	PART #'S
900 SERIES LED 	12VDC	2AMPS MAX	42"L x 3.75"D x 3"H	8 LED pods rated at 100,000 hour life	High/Low	Fast/Slow	Left and right arrows, center out and 2 alternating flash patterns	1 Year	SY900-LED SY900-50-LED
950 SERIES LED 	12VDC	2AMPS MAX	21"L x 3.75"D x 3"H - 2 pieces per set	8 LED pods rated at 100,000 hour life	High/Low	Fast/Slow	Left and right arrows, center out and 2 alternating flash patterns	1 Year	SY950-LED SY950-50-LED
900 SERIES HALOGEN 	12 or 24VDC	2 options 20AMPS MAX 1 option 4AMPS MAX	42"L x 3.75"D x 3"H	8 Lamps featuring 35WATT halogen	High/Low	Fast/Slow	Left and right arrows, center out and 2 alternating flash patterns	1 Year	SY900 SY900-50 SY900-24VDC
950 SERIES HALOGEN 	12VDC	2 options 20AMPS MAX 1 option 4AMPS MAX	21"L x 3.75"D x 3"H - 2 pieces per set	8 Lamps featuring 35WATT halogen	High/Low	Fast/Slow	Left and right arrows, center out and 2 alternating flash patterns	1 Year	SY950 SY950-50
960 SERIES INCANDESCENT 	12-24VDC	20AMPS MAX	42"L x 3.75"D x 3"H	8 sealed lamps - Each 25 watt incandescent	High/Low	Fast/Slow	Left, right, center out & 2 alternating flash patterns	1 Year	SY960

Part number includes Arrow Light and Diagnostic Controller



REPLACEMENT PARTS & ACCESSORIES

<p>SY900-SW</p> <ul style="list-style-type: none"> Rotary switch assembly 900 & 950 Series 	<p>SY900-X</p> <ul style="list-style-type: none"> Arrow decal 900 & 950 Series 	<p>SY921-PLUG</p> <ul style="list-style-type: none"> 9 Position plug for control box wiring harness 900 & 950 Series 	<p>SY921 (12VDC) SY921-24VDC (24VDC)</p> <ul style="list-style-type: none"> Control box 900, 950 Series 	<p>SY922</p> <ul style="list-style-type: none"> Amber Lens 900, 950 & 960 Series 	<p>SY924</p> <ul style="list-style-type: none"> Clear dust cover 900 Series 
<p>SY925 (12VDC) SY925-24 (24VDC)</p> <ul style="list-style-type: none"> Halogen lamps 900 & 950 Series (12VDC) 900 Series (24VDC) 	<p>SY927</p> <ul style="list-style-type: none"> Magnetic mount kit 900, 950 & 960 Series 	<p>SY928</p> <ul style="list-style-type: none"> Universal mount kit 900, 950 & 960 Series 	<p>SY929</p> <ul style="list-style-type: none"> Clear dust cover 950 Series 	<p>SY930</p> <ul style="list-style-type: none"> L-Bracket mount kit 900, 950 & 960 Series 	<p>SY934</p> <ul style="list-style-type: none"> Flush mount kit 900, 950 & 960 Series 
<p>EL360-1156</p> <ul style="list-style-type: none"> 12VDC lamps 960 Series 	<p>SY960-M</p> <ul style="list-style-type: none"> 12VDC Amber Lamp & Lens Module 960 Series 	<p>SY3980960</p> <ul style="list-style-type: none"> Diagnostic Controller 960 Series 	<p>EL390-0426 (25' CABLE) EL390-0451 (50' CABLE)</p> <ul style="list-style-type: none"> Power Cable (25' or 50') 960 Series 	<p>SY3970025 (25' CABLE) SY3970050 (50' CABLE)</p> <ul style="list-style-type: none"> Controller Cable (25' or 50') 960 Series 	

TRAFFIC ARROWS - LED

	VOLTAGE	LEDS PER HEAD	DESCRIPTION	FLASH PATTERNS	HOUSING	DIMENSIONS	CURRENT DRAW	HARNESS	COLORS LEDS/LENS	WARRANTY
SRTA604-A-TP 	12vdc	4	6 Head traffic arrow	11 Arrow 11 Warning	Aluminum	26.90"L x 1.35"H x 2.5"D	4.2AMPS Max	20'	Amber/Clear	5 Year
SRTA804-A-TP 	12vdc	4	8 Head traffic arrow	11 Arrow 11 Warning	Aluminum	35.85"L x 1.35"H x 2.5"D	5.6AMPS Max	20'	Amber/Clear	5 Year
SRTA004-A-TP 	12vdc	4	10 Head traffic arrow	11 Arrow 11 Warning	Aluminum	44.85"L x 1.35"H x 2.5"D	7AMPS Max	20'	Amber/Clear	5 Year
SRTA604-A-TP-KIT 	12vdc	4	6 Head traffic arrow with controller	11 Arrow 11 Warning	Aluminum	26.90"L x 1.35"H x 2.5"D	4.2AMPS Max	20'	Amber/Clear	5 Year
SRTA804-A-TP-KIT 	12vdc	4	8 Head traffic arrow with controller	11 Arrow 11 Warning	Aluminum	35.85"L x 1.35"H x 2.5"D	5.6AMPS Max	20'	Amber/Clear	5 Year
SRTA004-A-TP-KIT 	12vdc	4	10 Head traffic arrow with controller	11 Arrow 11 Warning	Aluminum	44.85"L x 1.35"H x 2.5"D	7AMPS Max	20'	Amber/Clear	5 Year
SRSA804-A 	12vdc	4	Split Traffic Arrow with Controller	11 Arrow 11 Warning	Aluminum	(2) 18"L x 1.25"H x 2.5"D	5.6AMPS Max	25'	Amber/Clear	5 Year

WARNING STICKS - LED

	VOLTAGE	LEDS PER HEAD	DESCRIPTION	FLASH PATTERNS	HOUSING	DIMENSIONS	CURRENT DRAW	HARNESS	COLORS LEDS/LENS	WARRANTY
SRWW204-A 	12vdc	4	2 Head warning stick	26	Aluminum	8.95"L x 1.35"H x 2.5"D	1.4AMPS Max	20'	Amber/Clear	5 Year
SRWW404-A 	12vdc	4	4 Head warning stick	26	Aluminum	17.90"L x 1.35"H x 2.5"D	2.8AMPS Max	20'	Amber/Clear	5 Year

TRAFFIC ARROWS FLASH PATTERNS

	Arrow Patterns (Orange/Blue)	Warning Patterns (Brown)	End Flasher Patterns (Green)
0	Sweep Single	Random	Random
1	Sweep Double	Outside-In Single	Single (split)
2	Sweep Triple	Outside-In Ultra	Quad (split)
3	Sweep Single End x2	Side-by-Side Single	Mega (split)
4	Solid	Side-by-Side Ultra	Ultra (split)
5	Solid End2	Kit Scan	Single-Quad (split)
6	Solid Chaser	Single (split)	Single (all)
7	Solid Fade	Ultra (split)	Quad (all)
8	Blink Double	Single H/L (split)	Ultra (all)
9	Blink Triple	Single (all)	Single-Quad (all)
10	Blink Solid	Ultra (all)	**In-Sync-Mode

*(split) = side by side alternating

*(all) = all LEDs on

NOTE: To activate Warning Patterns (Brown), the Arrow Function (Orange, Blue) must be deactivated.

WARNING STICKS FLASH PATTERNS

FP#	FLASH PATTERN	FP#	FLASH PATTERN	FP#	FLASH PATTERN
0	Kit Scan	9	Quint (split)	18	Mega (all)
1	Outside-In Single	10	Mega (split)	19	Ultra (all)
2	Outside-In Ultra	11	Ultra (split)	20	Single-Quad (all)
3	Side-by-Side Single	12	Single-Quad (split)	21	Single H/L (all)
4	Side-by-Side Ultra	13	Single H/L (split)	22	Steady 2 (California)
5	Random	14	Single (all)	23	Steady 4 (all)
6	Single (split)	15	Double (all)	24	Left Chaser
7	Double (split)	16	Quad (all)	25	Right Chaser
8	Quad (split)	17	Quint (all)		

*(split) = side by side alternating

*(all) = all LEDs on

The following FP# are not available in 2 head Sticks: FP# 0, 1, 2, 3, 4, 24, 25

REPLACEMENT PARTS & ACCESSORIES

SYMB-LA

- Adjustable height / angle bracket



SYMB-LC

- Flush /surface mount bracket



SYMB-LB

- L-bracket



SRSW610-TA

- Controller



SRNLED04-A

- 4 LED Module, Amber



SR8SR25

- Extension Cable 25'



SYMB-LCSA

- Flush /surface mount bracket, SRS Series



SYMB-LBSA

- L-bracket, SRS Series



ARROW BOARDS

SY382 & SY385 SERIES

ARROW BOARD FEATURES:

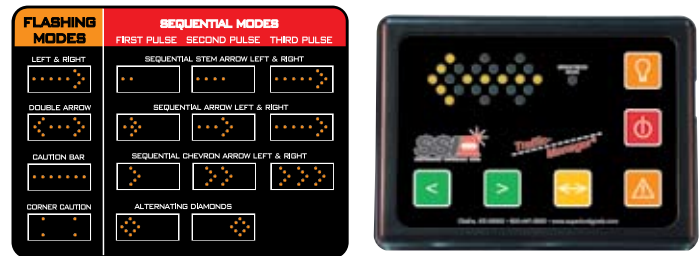
- Meets M.U.T.C.D. specifications
- Aluminum panels and frame
- 180° Half hoods
- LED lamps with patented mirror technology
- Visibility up to 1 mile
- 12vdc
- Photocell for automatic dimming
- Warranty: 1 year



Description	SY382	SY385
# of Sides	Single	Double
# of Lamps	25	25 per side
# of Controllers	1	2
Sizes	30" x 60", 36" x 72"	30" x 60"

CONTROL FEATURES:

- Simplified one touch functions
- Visual indication of arrow modes on controller
- Built in diagnostic feature warns of defective lamps, low vehicle battery and short circuit condition
- Auto up/down motor function
- Automatic or manual brightness control (7 levels, 40% - 100%)
- 12 Arrow Modes - 5 flashing modes and 7 sequential modes
- 35' Control cable



MODEL	DESCRIPTION
SY3823060L	30" x 60" 25 Lamp, Par 36, LED arrow board
SY3823672L	36" x 72" 25 Lamp, Par 36, LED arrow board
SY3853060L	30" x 60" 50 Lamp, Par 36, LED double sided arrow board, 2 controllers

SY382 & SY385 REPLACEMENT PARTS & ACCESSORIES

<p>SY3820000</p> <ul style="list-style-type: none"> • Controller • Size: 4.75"L x 3.5"W x 1.16"D 	<p>SY3903605</p> <ul style="list-style-type: none"> • Par 36 half hood • 3 Hole mount 	<p>SY812L</p> <ul style="list-style-type: none"> • Par 36 LED lamp 	<p>SY3820000-A</p> <ul style="list-style-type: none"> • Driver 	
<p>EL390-0426</p> <ul style="list-style-type: none"> • 25' Power cable 	<p>EL390-0451</p> <ul style="list-style-type: none"> • 50' Power cable 	<p>SY3970025</p> <ul style="list-style-type: none"> • 25' Controller cable 	<p>SY3970035</p> <ul style="list-style-type: none"> • 35' Controller cable 	<p>SY3970050</p> <ul style="list-style-type: none"> • 50' Controller cable 

ARROW BOARDS

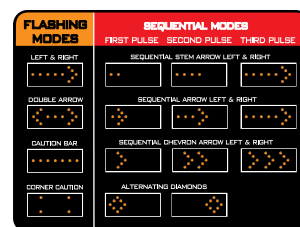
SY3900 INCANDESCENT & SY3900 LED SERIES

ARROW BOARD FEATURES:

- Meets M.U.T.C.D. specifications
- Aluminum panels and frame
- 360° Full hoods
- Visibility: up to 1 mile
- 12VDC
- Photocell for automatic dimming
- Warranty: 1 year

CONTROL FEATURES:

- Visual indication of arrow modes on controller
- Built in diagnostic feature warns of defective lamps, low vehicle battery and short circuit condition
- Integrated lift motor controls
- Automatic or manual brightness control (7 levels, 40% - 100%)
- 7 Arrow Modes - 5 flashing modes and 2 sequential modes for 13 and 15 light boards
- 12 Arrow Modes - 5 flashing modes and 7 sequential modes for 25 light boards
- 25' Control cable



Incandescent Variations

MODEL	DESCRIPTION
SY3962448	24" x 48" 13 Lamp, Par 36, sealed beam
SY3972448	24" x 48" 15 Lamp, Par 36, sealed beam
SY3973060	30" x 60" 15 Lamp, Par 36, sealed beam
SY3983060	30" x 60" 25 Lamp, Par 36, sealed beam
SY3973672	36" x 72" 15 Lamp, Par 46, sealed beam
SY3983672	36" x 72" 25 Lamp, Par 46, sealed beam
SY3974896	48" x 96" 15 Lamp, Par 46, sealed beam
SY3984896	48" x 96" 25 Lamp, Par 46, sealed beam

LED Variations

MODEL	DESCRIPTION
SY3962448L	24" H x 48" W, Par 36 LED, 13 lamp
SY3972448L	24" H x 48" W, Par 36 LED, 15 lamp
SY3973060L	30" H x 60" W, Par 36 LED, 15 lamp
SY3983060L	30" H x 60" W, Par 36 LED, 25 lamp
SY3973672L	36" H x 72" W, Par 46, LED, 15 lamp
SY3983672L	36" H x 72" W, Par 46, LED, 25 lamp
SY3974896L	48" H x 96" W, Par 46, LED, 15 lamp
SY3984896L	48" H x 96" W, Par 46, LED, 25 lamp

Includes: controller, two mounting brackets for controller and a standard 25' cable

SY3900 & SY3900 LED REPLACEMENT PARTS & ACCESSORIES

SY3903611

- Par 36 hood
- 3 Hole mount



SY3904611

- Par 46 hood
- 4 Hole mount



SY3903612

- Par 36 sealed beam



SY3904612

- Par 46 sealed beam



SY3903614-S

- Par 36 LED lamp
- Flash rate: 30FPM



SY3904614-S

- Par 46 LED lamp
- Flash rate: 30FPM



EL390-0426

- 25' Power cable



EL390-0426-HD

- 25' Power cable, Heavy Duty
- For incandescent models



EL390-0451

- 50' Power cable



EL390-0451-HD

- 50' Power cable, Heavy Duty
- For incandescent models



SY3961000 (INCANDESCENT) SY3961000L (LED)

- Driver, 13 light



SY3971000 (INCANDESCENT) SY3971000L (LED)

- Driver, 15 light



SY3981000 (INCANDESCENT) SY3981000L (LED)

- Driver, 25 light



SY3970025

- 25' Controller cable



SY3970035

- 35' Controller cable



SY3970050

- 50' Controller cable



SY3980000

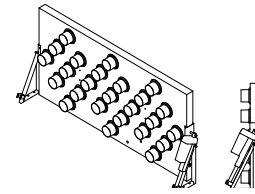
- Controller
- Size: 4.75"L x 3.5"W x 1.16"H



ARROW BOARD LIFT KITS

90° POWER LIFT KITS

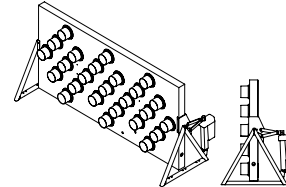
- Right angle design
- Inverted actuator will not collect water
- Constructed with 1" square tubing
- Actuator will automatically stop when in operating or stored position
- Warranty: 1 year
- Includes actuator assembly and side legs
- Not recommended for roof mount applications



PART #	DESCRIPTION	OPERATING HEIGHT	RIDING HEIGHT
SY3800090	Fits 24" x 48" and 30" x 60" boards	27.75" - 30.75"	17"
SY3800095	Fits 36" x 72" boards	36.625"	17.5"

180° POWER LIFT KITS

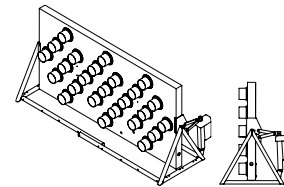
- Angle design
- Inverted actuator will not collect water
- Constructed with 1.25" square tubing
- Actuator will automatically stop when in operating or stored position
- Warranty: 1 year
- Includes actuator assembly and side legs
- Not recommended for roof mount applications



PART #	DESCRIPTION	OPERATING HEIGHT	RIDING HEIGHT
SY3800100	Fits 24" x 48" and 30" x 60" boards	31.375" - 34.75"	23"
SY3800105	Fits 36" x 72" boards	37.5"	23"

180° CAB MOUNT POWER LIFT KITS

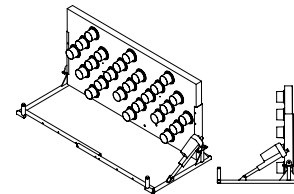
- Angle design
- Inverted actuator will not collect water
- Constructed with 1.25" square tubing
- Actuator will automatically stop when in operating or stored position
- Warranty: 1 year
- Includes actuator assembly and side legs
- Recommended for roof mount applications



PART #	DESCRIPTION	OPERATING HEIGHT	RIDING HEIGHT
SY3800110	Fits 24" x 48" and 30" x 60" boards	31.375" - 34.75"	23"
SY3800115	Fits 36" x 72" boards	37.5"	23"

LOW PROFILE BOTTOM HINGE POWER LIFT KITS

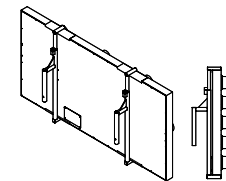
- Bottom hinge design
- Inverted actuator will not collect water
- Constructed with 1.25" square tubing
- Actuator will automatically stop when in operating or stored position
- Warranty: 1 year
- Includes actuator assembly and base frame
- Recommended for roof mount applications



PART #	DESCRIPTION	OPERATING HEIGHT	RIDING HEIGHT
SY3800120	Fits 24" x 48" and 30" x 60" boards	29.25" - 32.125"	11"
SY3800125	Fits 36" x 72" boards	37.875"	11"

TAIL GATE MOUNT

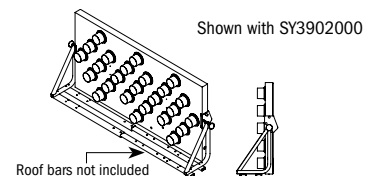
- Constructed with 1.25" square tubing
- Warranty: 1 year
- Recommended for dump trucks and other trucks with a tailgate.
- Easy on and off.



PART #	DESCRIPTION	OPERATING HEIGHT
SY3800080	Fits 30" x 60" boards	32.75"
SY3800085	Fits 36" x 72" boards	38.75"

MANUAL LIFT KITS

- Right angle design
- Constructed with 1" square tubing
- Warranty: 1 year
- Includes side legs
- Not recommended for roof mount applications without roof mount bar assembly (SY3902000)



PART #	DESCRIPTION	OPERATING HEIGHT	RIDING HEIGHT	Accessories
SY3900100	Fits 24" x 48" and 30" x 60" boards	33"	21.25"	SY3902000 Roof mount bar assembly, fits 24" x 48" and 30" x 60" boards
SY3900150	Fits 36" x 72" boards	36.25"	21.25"	SY3902002 Gutter mount kit, fits 36" x 72" boards

