

M. S. Foster & Associates

1866 N. Country Lane, Michigan City, IN 46360
Phone 219-879-9225 • Toll Free 888-452-4053
Fax 219-879-9313 • email: sales@msfoster.com
www.msfoster.com

Quick Reference Guide















BEACONS - STROBE

	JOULE RATING	SIZE	BASE	MOUNT	FLASH RATE	CURRENT DRAW	OUTPUT POWER	FLASH TUBE	CERTIFICATIONS	WARRANTY	PART #'s *
 METEORLITE 1	1	5"DIA X 3.62"H	ABS plastic, 3-hole, metal mounting ring & O-ring seal	Permanent	60±10 Single FPM	.25AMP MAX	1WATT	SY360-TUBE	Class III	1 Year power supply	SY360120 - 120VAC SY360240 - 240VAC
 METEORLITE 2	1	5"DIA X 3.62"H	ABS plastic, 3-hole, metal mounting ring & O-ring seal	Permanent, Magnetic	60±10 Single FPM	.25AMP MAX	1WATT	SY360-TUBE	Class III UL CE	1 Year power supply	SY360080 - 12-80VDC SY361100 - 12-72VDC SY361100M - 12-72VDC STA990000 - 12-80VDC STA990000M - 12-80VDC
 METEORLITE 25	1.4	5.5"DIA X 2.65"H X 2.25"D	Polycarbonate, 2-hole	Permanent	60±10 Single FPM	.25AMP MAX	1.4WATTS	SY360-TUBE	SAE J1318 Class III UL	1 Year power supply	SY367000 - 12-72VDC
 METEORLITE 7	1.5	4.75"DIA X 3.9"H X 3"D	Polycarbonate, 2-hole, epoxy encapsulated optional	Permanent	60±10 Single FPM	.4AMP MAX	1.5WATTS	SY537010	SAE J1318 Class III UL	1 Year power supply	SY537000 - 12-80VDC SY537000E - 12-80VDC
 METEORLITE 20 Brake Strobe	1.6	9.75"L X 3"H X 2"D	ABS plastic, 2-hole	Permanent	60±10 FPM	2.5AMP	1WATTS	SY360-TUBE SY365112 SY365124 SY365136 SY365148		1 Year power supply	SY365012 - 12VDC SY365024 - 24VDC SY365036 - 36VDC SY365048 - 48VDC
 METEORLITE 5	2	2.56"DIA X 5"H	Nylon plastic, epoxy encapsulated, 2-hole & O-ring seal	Permanent, Magnetic, Pipe	75±10 Single FPM	.5AMP MAX	2.5WATTS	SY361015 (D.C) SY361010 (A.C)	SAE J1318 Class III UL CE	1 Year power supply	SY361005 - 12-80VDC SY361005M - 12-80VDC SY361005P - 12-80VDC SY361120 - 120VAC
 METEORLITE 6	2	2.56"DIA X 5"H	Nylon plastic, epoxy encapsulated, 2-hole & O-ring seal	Permanent	75±10 Single/Double FPM	.5AMP	2.5WATTS	SY361015	Class III UL	1 Year power supply	SY361006 - 12-72VDC
 METEORLITE 920	2.7	5.68"DIA X 4.62"H	Rubber	Permanent	75±10 Single FPM	.65AMP MAX @ 12.8VDC/ .17AMP MAX @ 48VDC	3.4WATTS	SY22010-TUBE	SAE J1318 Class III	1 Year power supply	SY920000 - 12-48VDC
 METEORLITE 200	3	4.5"DIA X 4"H 4.62"DIA X 5.9"H	Polycarbonate & 3-Hole	Permanent	70±10 FPM	.5AMP MAX @ 12.8VDC/ .4AMP MAX @ 48VDC	3.4WATTS	SY362300	SAE J1318 Class III	1 Year power supply	SY362000 12-48VDC LOW PROFILE SY362000H 12-48VDC HIGH PROFILE
 METEORLITE 925	4	5.68"DIA X 4.62"H	Rubber	Permanent	65±10 Double FPM	.65AMP MAX @ 12.8VDC/ .17AMP MAX @ 48VDC	4.5WATTS	SY22010-TUBE	SAE J1318 Class III	1 Year power supply	SY925000 - 12-48VDC
 METEORLITE 22210	4.5	6.75"DIA X 4.5"H 6.75"DIA X 6.25"H	Aluminum, combination 1" NPT or permanent mount & rubber gasket seal	Permanent	80±10 Single FPM	200 mAAMP AC		SY22020-TUBE		1 Year power supply	SY22210L 120VAC LOW PROFILE SY22210H 120VAC HIGH PROFILE
 METEORLITE 100	6	5"DIA X 3.62"H	ABS plastic, 3-hole	Permanent, Magnetic	70±10 Quad FPM	1AMP AVG @ 12.8VDC	7WATTS	SY363-TUBE	SAE J1318 Class II	1 Year power supply	SY363100 - 12-24VDC SY363100M - 12-24VDC
 METEORLITE 200HS	6	6.5"DIA X 5.87"H	Polycarbonate & 3-Hole	Permanent	75±10 Single FPM	.9AMP MAX @ 12.8VDC/ .6AMP MAX @ 24VDC	7.5WATTS	SY363003	SAE J1318 Class III UL	1 Year power supply	SY362002HS - 12-24VDC
 METEORLITE 950	7	5.68"DIA X 4.62"H	Rubber	Permanent	65±10 Double FPM	1AMP MAX @ 12.8VDC/ .47AMP MAX @ 48VDC	7WATTS	SY22010-TUBE	SAE J1318 Class III	1 Year power supply	SY950000 - 12-48VDC
 METEORLITE 200HD	7	6.5"DIA X 5.87"H	Polycarbonate & 3-Hole	Permanent	75±10 Double FPM	.9AMP MAX @ 12.8VDC/ .6AMP MAX @ 24VDC	8.75WATTS	SY363003	SAE J1318 Class III UL	1 Year power supply	SY362002HD - 12-24VDC





* L = Low Profile, H = High Profile, M = Magnetic Mount, P = Pipe Mount, S = Single Flash, D = Double Flash, Q = Quad Flash
 METEORLITE® Strobes listed above are available in Amber, Blue, Clear, Red, and Green.
 Add -A, -B, -C, -R, or -G to part number when ordering.

BEACONS - STROBE


	JOULE RATING	SIZE	BASE	MOUNT	FLASH RATE	CURRENT DRAW	OUTPUT POWER	FLASH TUBE	CERTIFICATIONS	WARRANTY	PART #s *
	8	6.75"DIA X 4.5"H 6.75"DIA X 6.25"H	Aluminum, combination 1" NPT or permanent mount & rubber gasket seal	Permanent, Magnetic	80±10 Double FPM	2.3AMP MAX @ 12.8VDC/ 1.5AMP MAX @ 24VDC	11WATTS	SY22010-TUBE	SAE J1318 Class II	2 Year power supply	SY22010L - 12-24VDC SY22010LM - 12-24VDC SY22010H - 12-24VDC SY22010HM - 12-24VDC
	8	6.75"DIA X 4.5"H 6.75"DIA X 6.25"H	Aluminum, combination 1" NPT or permanent mount & rubber gasket seal	Permanent	80±10 Double FPM	1.3AMP MAX @ 12.8VDC/ 1AMP MAX @ 24VDC	11WATTS	SY22010-TUBE	SAE J1318 Class II	2 Year power supply	SY22110L - 36-48VDC SY22110H - 36-48VDC
	10	6.5"DIA X 5.25"H	Aluminum, enclosed base, J-hook mounting kit & rubber gasket seal	Permanent, Magnetic	80±10 Double FPM	2AMP MAX @ 12.8VDC/ .9AMP MAX @ 48VDC	14WATTS	SY360-8451	SAE J1318 Class II	2 Year power supply	SY45100 - 12-48VDC SY45100M - 12-48VDC
	10	6.5"DIA X 6.25"H 6.5"DIA X 8"H	Aluminum, enclosed base, J-hook mounting kit & rubber gasket seal	Permanent, Magnetic	80±10 Double FPM	2AMP MAX @ 12.8VDC/ .9AMP MAX @ 48VDC	14WATTS	SY360-8651	SAE J1318 Class II	2 Year power supply	SY651000 - 12-48VDC SY651000M - 12-48VDC SY675000 - 12-48VDC SY675000M - 12-48VDC
	10	6.75"DIA X 4.5"H 6.75"DIA X 6.25"H	Aluminum or ABS plastic, epoxy encapsulated & rubber gasket seal	Permanent, Magnetic	70±10 Quad FPM	2.3AMP MAX @ 12.8VDC 1.5AMP MAX @ 24VDC	12WATTS	SY22010-TUBE	SAE J1318 Class II	2 Year power supply	SY22009L - 12-24VDC SY22009LM - 12-24VDC SY22009PL - 12-24VDC SY22009PLM - 12-24VDC SY22009H - 12-24VDC SY22009HM - 12-24VDC SY22009PH - 12-24VDC SY22009PHM - 12-24VDC
	10	6.75"DIA X 4.5"H 6.75"DIA X 6.25"H	Aluminum, combination 1" NPT or permanent mount & rubber gasket seal	Permanent, Magnetic	80±10 Double FPM	2.5AMP MAX @ 12.8VDC 1.7AMP MAX @ 24VDC	13.5WATTS	SY22020-TUBE	SAE J1318 Class II & CE	2 Year power supply	SY22020L - 12-24VDC SY22020LM - 12-24VDC SY22020H - 12-24VDC SY22020HM - 12-24VDC
	13	5.68"DIA X 4.62"H	Rubber	Permanent	80±10 Double FPM	2.5AMP MAX @ 12.8VDC 1AMP MAX @ 48VDC	13.5WATTS	SY22020-TUBE	SAE J1318 Class II	1 Year power supply	SY975000 - 12-48VDC
	13	6.5"DIA X 6.25"H 6.5"DIA X 8"H	Aluminum, enclosed base, J-hook mounting kit & rubber gasket seal	Permanent, Magnetic	80±10 Double FPM 70±10 Quad FPM	2.5AMP MAX @ 12.8VDC/ .9AMP MAX @ 48VDC	18WATTS	SY360-8651	SAE J1318 Class I	2 Year power supply	SY825000 - 12-48VDC SY825000M - 12-48VDC SY851000 - 12-48VDC SY851000M - 12-48VDC SY82500Q - 12-48VDC SY82500QM - 12-48VDC SY85100Q - 12-48VDC SY85100QM - 12-48VDC
	13	6.75"DIA X 4.5"H 6.75"DIA X 6.25"H	Aluminum, combination 1" NPT or permanent mount & rubber gasket seal	Permanent, Magnetic	80±10 Quad FPM	2.6AMP MAX @ 12.8VDC/ 1.8AMP MAX @ 24VDC	18WATTS	SY22020-TUBE	SAE J1318 Class I	2 Year power supply	SY22030L - 12-24VDC SY22030LM - 12-24VDC SY22030H - 12-24VDC SY22030HM - 12-24VDC
	7LOW 13HIGH	6.75"DIA X 4.5"H 6.75"DIA X 6.25"H	Aluminum, combination 1" NPT or permanent mount & rubber gasket seal	Permanent, Magnetic	70±10 Quad FPM	2.6AMP MAX @ 12.8VDC/ 1.8AMP MAX @ 24VDC	16WATTS	SY22020-TUBE	SAE J1318 Class I & II	2 Year power supply	SY22035L - 12-24VDC SY22035LM - 12-24VDC SY22035H - 12-24VDC SY22035HM - 12-24VDC
	15	6.75"DIA X 4.5"H 6.75"DIA X 6.25"H	Aluminum, 1" NPT or permanent mount, epoxy encapsulated & rubber gasket seal	Permanent, Magnetic	70±10 Quad FPM	2.6AMP MAX @ 12.8VDC 1.8AMP MAX @ 24VDC	18WATTS	SY22020-TUBE	SAE J1318 Class I	2 Year power supply	SY22029L - 12-24VDC SY22029LM - 12-24VDC SY22029H - 12-24VDC SY22029HM - 12-24VDC
	15	6.5"DIA X 8"H	Aluminum, enclosed base & J-hook mounting kit	Permanent, Magnetic	120±10 Single FPM	5AMP MAX @ 12.8VDC/ 4AMP MAX @ 24VDC	30WATTS	SY360-8652	SAE J1318 Class I	2 Year power supply	SY166000M - 12-24VDC SY166000 - 12-24VDC
	23	6.5"DIA X 6.25"H 6.5"DIA X 8"H	Aluminum, enclosed base & J-hook mounting kit	Permanent	50±10 Double FPM	4AMP MAX @ 12.8VDC/ 3.2AMP MAX @ 24VDC	20WATTS	SY360-1600	SAE J1318 Class I	2 Year power supply	SY160000L - 12-24VDC SY160000 - 12-24VDC

* L = Low Profile, H = High Profile, M = Magnetic Mount, P = Pipe Mount, S = Single Flash, D = Double Flash, Q = Quad Flash
METEORLITE® Strobes listed above are available in Amber, Blue, Clear, Red, and Green.
 Add -A, -B, -C, -R, or -G to part number when ordering.





BEACONS - LED

	SIZE	BASE	MOUNT	FLASH RATE	CURRENT DRAW	LED'S PER HEAD	COLORS	CERTIFICATIONS	WARRANTY	PART #'s *
 METEORLITE 2 LED	3.54"DIA X 3.63"H	ABS plastic, epoxy encapsulated & 3-hole	Permanent, Magnetic	60±10 Quad FPM	.1AMP Avg.	5	Amber Red	UL CE	1 Year	SY361100-A-LED - 12-80VDC SY361100M-A-LED - 12-24VDC SY361100-R-LED - 12-24VDC
 METEORLITE 5 LED	2.38"DIA X 5.16"H	Nylon plastic, epoxy encapsulated & 2-hole	Permanent, Magnetic, Pipe	60±10 Quad FPM	.1AMP Avg.	6	Amber Blue Clear Red	UL CE	2 Year	SY361005-A-LED - 12-80VDC SY361005-B-LED - 12-80VDC SY361005-C-LED - 12-80VDC SY361005-R-LED - 12-80VDC SY361005M-A-LED - 12-24VDC SY361005P-A-LED - 12-80VDC SY361005P-B-LED - 12-80VDC SY361005P-C-LED - 12-80VDC SY361005P-R-LED - 12-80VDC
 METEORLITE 55	2.88"DIA X 3.15"H	Polycarbonate plastic, epoxy encapsulated & 2-hole	Permanent	60±10 Quad FPM	.1AMP Avg.	6	Amber Blue Clear Green Red	UL CE	2 Year	SY361005L-A-LED - 12-80VDC SY361005L-B-LED - 12-80VDC SY361005L-C-LED - 12-80VDC SY361005L-G-LED - 12-80VDC SY361005L-R-LED - 12-80VDC
 METEORLITE 22050	6.38"DIA X 6.07"H OR 6.38"DIA X 4.44"H	Aluminum, combination 1" NPT or permanent mount, epoxy encapsulated, 3-hole	Permanent, Magnetic	60, 80, & 120 FPM	.8AMP MAX @ 12VDC .3AMP MAX @ 48VDC	24	Amber Blue Red	Class I	5 Year	SY22050L : 12-48VDC Low Profile SY22050LM : 12-48VDC Low Profile SY22050H : 12-48VDC High Profile SY22050HM : 12-48VDC High Profile

BEACONS - ROTATORS




	SIZE	LAMP	BASE	MOUNT	CURRENT DRAW	FLASH RATE	CERTIFICATIONS	COLORS	WARRANTY	PART #'s *
 METEORLITE 5700	7.83"DIA X 5.40"H	SY12258	Polycarbonate w/ foam mounting gasket	Permanent or Vacuum Magnetic	4.5AMP	90FPM	SAE J845 CE	Amber Blue Red Clear	2 Year	SY5700-A - 12VDC SY5700VM-A - 12VDC SY5700-B - 12VDC SY5700VM-B - 12VDC SY5700-C - 12VDC SY5700VM-C - 12VDC SY5700-R - 12VDC SY5700VM-R - 12VDC

BEACONS - FLASHERS

	CANDLE POWER	SIZE	BASE	MOUNT	FLASH RATE	CURRENT DRAW	BULB	COLORS	CERTIFICATIONS	WARRANTY	PART #'s *
 METEORLITE 3	20MEAN	3.54"DIA X 3.63"H	ABS plastic, 3-hole, metal mounting ring & O-ring seal	Permanent	65±10 Single FPM	2AMP	SY360-1156 SY360-4305	Amber Blue Clear Green Red		1 Year	SY360302 - 12-24VDC SY360304 - 36-48VDC
 METEORLITE 4	20MEAN	2.38"DIA X 5.16"H	Nylon plastic, epoxy encapsulated, 2-hole & O-ring seal	Permanent, Magnetic	65±10 Single FPM	2AMP MAX	SY360-4305 SY360-1156	Amber Blue Clear Green Red	UL	1 Year	SY364002 - 12-24VDC SY364002M - 12-24VDC SY364004 - 36-48VDC SY364004M - 36-48VDC
 METEORLITE 24	20MEAN	5.5"DIA X 2.65"H x 2.25"D	Polycarbonate, 2-hole	Permanent	65±10 Single	2.5AMP MAX	SY360-1156 SY360-4305	Amber Blue Clear Green Red		1 Year	SY367302 - 12-24VDC SY367304 - 36-48VDC
 METEORLITE 220	180MEAN	4.62"DIA X 5.9"H 4.5"DIA X 4"H	Polycarbonate with 3-hole	Permanent	60±10 Single FPM	2.5AMP MAX @ 12.8VDC/ 1.7AMP MAX @ 24VDC	SY362796	Amber Blue Clear Green Red		1 Year	SY362302 - 12-24VDC SY362302H - 12-24VDC

* L = Low Profile, H = High Profile, M = Magnetic Mount, VM = Vacuum Magnetic Mount, P = Pipe Mount
Add -A, -B, -C, -R, or -G to part number when ordering.

DIRECTIONAL LIGHTS

	SIZE	VOLTAGE	LED'S PER HEAD	COLORS	PART #'s
LED TURN 	4" Round	12 or 24vdc	19 (4")	Amber	SY019-01-105 - 12vdc SY019-01-184 - 24vdc
	6.5" Oval	12 or 24vdc	19 (6.5")		SY019-03-105 - 12vdc SY019-03-175 - 24vdc
	7" Round	12 or 12-24vdc	55 (7")		SY055-01-100 - 12vdc SY055-01-120 - 12-24vdc
LED BRAKE / TAIL / TURN 	4" Round	12 or 24vdc	19 (4")	Red	SY019-01-305 - 12vdc SY019-01-384 - 24vdc
	6.5" Oval	12 or 24vdc	19 (6.5")		SY019-03-305 - 12vdc SY019-03-375 - 24vdc
	7" Round	12 or 12-24vdc	55 (7")		SY055-01-300 - 12vdc SY055-01-320 - 12-24vdc
LED BACK-UP 	4" Round	12-24vdc	19 (4")	Clear	SY019-01-595 - 12-24vdc
	6.5" Oval	12-24vdc	19 (6.5")		SY019-03-595 - 12-24vdc


7" Round LED warning signal lights meet FMVSS108, DT and SAE J887 and J595 requirements.

4" Round and 6.5" Oval kits include: LED light, rubber grommet and weatherproof adapter,

4" Round and 6.5" Oval LED Brake/Tail/Turn and LED Turn lights meet latest FMVSS108, DOT and SAE J1398, J585E, J396, J2261 and J2040 requirements.


7" Round LED Brake/Tail/Turn and LED Turn lights meet FMVSS108, DOT and SAE J585, J586, J2040, J2261 and LED Device J1889 requirements.


WARNING LIGHTS

	MOUNT	VOLTAGE	LED'S PER HEAD	FLASH RATE	CURRENT DRAW	COLORS	CERTIFICATIONS	WARRANTY	PART #'s *
METEORLITE 4400 SERIES GROMMET & FLANGE MOUNT 	Grommet, rubber housing and flange	12- 24vdc	19	75±10 Quint FPM	.8AMP	Amber Blue Clear Red	SAE J1318, J845	5 Year Limited	SY4405 - 6.5" Oval
									SY4405FL - 6.5" Oval
									SY4415 - 4" Round
									SY4415FL - 4" Round
									SY4425 - Par 36

* FL = Flange Mount

Add -A, -B, -C, or -R to part number when ordering.

	SIZE	VOLTAGE	LED'S PER HEAD	FLASH RATE	COLORS	CERTIFICATIONS	PART #'s
SCHOOL BUS LIGHTS 	7" Round	12- 24vdc	55	72FPM	Amber	FMVSS108, DOT & SAE J887, J595	SY055-02-120 - Amber
					Red		SY055-02-320 - Red

	SIZE	VOLTAGE	MOUNT & BASE	CURRENT DRAW	OUTPUT POWER	COLORS	CERTIFICATIONS	FLASH RATE	WARRANTY	PART #'s
METEORLITE 5000 SERIES 	6.5"L x 2.33"W x 3"D 4"DIA x 2.5"D 4.75"DIA x 3"D 5"L x 3"H x 2"D	12-24vdc	Grommet Mount Polycarbonate base w/ foam mounting gasket	1AMP @ 12.8VDC 5AMP @ 24VDC	10WATTS	Amber	SAE J845	70±10	1 Year	SYSC5000-A - 6.5" Oval
						Clear		Quad FPM		SYSC5050-A - 4" Round
										SYSC5075E-A - Par 36
										SYSC5075E-C - Par 36
										SYSC5085-A - Rectangular

MODULES, SURFACE MOUNT

	SIZE	MOUNT	POWER OUTPUT	CURRENT DRAW	VOLTAGE	LED'S PER HEAD	FLASH PATTERNS	COLORS	CERTIFICATIONS	WARRANTY	PART #s
 SYLED03	3.8"L x 1.6"H x 1.3"D	Flange or rubber grommet	3 WATT	.35AMP	12 OR 24VDC	3	12	Amber Blue Clear Red Green	SAE J1318, E13	5 Year	SYLED03-A SYLED03-B SYLED03-C SYLED03-R SYLED03-G SYLED03-A-24V SYLED03-B-24V SYLED03-C-24V SYLED03-R-24V SYLED03-G-24V
 SYLED04	4.8"L x 1.6"H x 1.3"D	Flange or rubber grommet	4 WATT	.40AMP	12 OR 24VDC	4	19	Amber Amber/Clear Blue Clear Green Red Red/Blue	SAE J1318, E13	5 Year	SYLED04-AA SYLED04-AC SYLED04-BB SYLED04-CC SYLED04-GG SYLED04-RR SYLED04-RB SYLED04-AA-24V SYLED04-BB-24V SYLED04-CC-24V SYLED04-GG-24V SYLED04-RR-24V SYLED04-RB-24V
 DASH/DECK LIGHT	4.8"L x 1.77"H x 4.65"D	Suction cup with cigarette plug	4 WATT	.70AMPS	12VDC	4	19	Amber Blue Clear Green Red/Blue	SAE J1318, E13	5 Year	SYLED04-MAX-A SYLED04-MAX-C SYLED04-MAX-BB SYLED04-MAX-G SYLED04-MAX-RB
 SYLEDX06	5.98"L x 2.33"H x 1.23"D	Surface mount, 2-hole	6 WATT	.70AMP	12VDC	6	19	Amber Amber/Blue Blue Clear Red Red/Blue	SAE J575, J845 CA Title 13	5 Year	SYLEDX06-A SYLEDX06-AB SYLEDX06-B SYLEDX06-C SYLEDX06-R SYLEDX06-RB
 SYLEDX09	5.98"L x 2.33"H x 1.23"D	Surface mount, 2-hole	9 WATT	1.05AMP	12VDC	9	19	Amber Blue Clear Red Red/Blue	SAE J575, J845 CA Title 13	5 Year	SYLEDX09-A SYLEDX09-B SYLEDX09-C SYLEDX09-R SYLEDX09-RB
 SYSE4	6"L x 1.7"H x .9"D	Flange	9 WATT	.56AMP MAX @ 12.8VDC / .28AMP MAX @ 25.6VDC	12 - 24VDC	4	19	Amber Blue Clear Red Red/Blue	SAE CE CA Title 13	5 Year	SYSE4-A SYSE4-B SYSE4-C SYSE4-R SYSE4-RB
 SYLEDS04	5"L x 2"H x 1.4"D	Flange	7.7 WATT	6AMP MAX	12VDC	4	19	Amber Blue Clear Red	SAE J575, J845 CA Title 13	5 Year	SYLEDS04-A SYLEDS04-B SYLEDS04-C SYLEDS04-R
 METEORLITE SY4460	3.8"L x 1.9"W x .35"H 5.08"L x 1.48"W x .343"H	Surface mount, 2-hole		.5AMP	12VDC	40	8	Amber Red		2 Year	SY4460-A SY4465-A SY4460-R SY4465-R
 METEORLITE SY4470	5"L x 3.2"W x .35"H	Surface mount, 2-hole		.8AMP MAX	12VDC	56	15	Amber Red		2 Year	SY4470-A SY4470-R
 PORTABLE SIGNAL LITE™	6.5"L x 4"H x 1.5"D	Magnetic backing			4AA Batteries (not included)	18	2	Amber Red Blue		1 Year	SYSL-182-A SYSL-182-R SYSL-182-B

MINI BARS - STROBES

	VOLTAGE	JOULE RATING	SIZE	CURRENT DRAW	BASE	MOUNT	LAMP	FLASH RATE	CERTIFICATIONS	WARRANTY
METEORLITE 9340	12-24vdc	10	18" L x 7.75" W x 5.6" H	4.6AMP MAX @ 12.8VDC / 3AMP @ 24VDC	Polycarbonate w/ foam mounting gasket	Permanent, Magnetic, or Vacuum Magnetic	Xenon, Replaceable	70±10 Quad FPM per strobe light	SAE J1318	2 Year



CLEAR DOME MODELS

PERMANENT MOUNT

SY9340-C - Clear/Clear
 SY9340-C-AA - Amber/Amber
 SY9340-C-AC - Amber/Clear
 SY9340-C-AB - Amber/Blue
 SY9340-C-BB - Blue/Blue

MAGNETIC MOUNT

SY9340M-C - Clear/Clear
 SY9340M-C-AA - Amber/Amber
 SY9340M-C-AC - Amber/Clear
 SY9340M-C-AB - Amber/Blue
 SY9340M-C-BB - Blue/Blue

VACUUM MAGNETIC MOUNT

SY9340VM-C - Clear/Clear
 SY9340VM-C-AA - Amber/Amber
 SY9340VM-C-AC - Amber/Clear
 SY9340VM-C-AB - Amber/Blue
 SY9340VM-C-BB - Blue/Blue

AMBER DOME MODELS

PERMANENT MOUNT

SY9340-A

MAGNETIC MOUNT

SY9340M-A

VACUUM MAGNETIC MOUNT

SY9340VM-A

	VOLTAGE	JOULE RATING	SIZE	CURRENT DRAW	BASE	MOUNT	LAMP	FLASH RATE	CERTIFICATIONS	WARRANTY
METEORLITE 9345	12-24vdc	15	18" L x 7.75" W x 5.6" H	5.2AMP MAX @ 12.8V / 3.6AMP MAX @ 24V	Polycarbonate w/ foam mounting gasket	Permanent, Magnetic, or Vacuum Magnetic	Xenon, Replaceable	70±10 Quad FPM per strobe light	SAE J1318	2 Year



CLEAR DOME MODELS

PERMANENT MOUNT

SY9345-C-AA - Amber/Amber
 SY9345-C-AC - Amber/Clear

MAGNETIC MOUNT

SY9345M-C-AA - Amber/Amber
 SY9345M-C-AC - Amber/Clear

VACUUM MAGNETIC MOUNT

SY9345VM-C-AA - Amber/Amber

AMBER DOME MODELS

PERMANENT MOUNT

SY9345-A

MAGNETIC MOUNT

SY9345M-A

VACUUM MAGNETIC MOUNT

SY9345VM-A

	VOLTAGE	SIZE	CURRENT DRAW	BASE	MOUNT	LAMP	FLASH RATE	CERTIFICATIONS	WARRANTY
METEORLITE 9390	12-24vdc	24" L x 7.75" W x 5.35" D	4.6AMP MAX @ 12.8VDC / 3AMP MAX @ 24VDC	Aluminum, w/ foam mounting gasket	Permanent	Xenon, Replaceable	70 ± 10 per strobe	SAE J1318	2 Year



AMBER DOME MODELS

PART # DESCRIPTION

SY9390-A 12-24VDC, Amber dome, (2) Clear lens, Permanent mount

CLEAR DOME MODELS

PART # DESCRIPTION

SY9390-C-AA 12-24VDC, Clear dome, (2) Amber lens, Permanent mount

	VOLTAGE	SIZE	CURRENT DRAW	BASE	MOUNT	LAMP	FLASH RATE	CERTIFICATIONS	WARRANTY
METEORLITE 9395	12-24vdc	24" L x 7.75" W x 5.35" D	6.9AMP MAX @ 12.8VDC / 4.5AMP MAX @ 24VDC	Aluminum, w/ foam mounting gasket	Permanent	Xenon, Replaceable	70 ± 10 per strobe	SAE J1318	2 Year



AMBER DOME MODELS

PART # DESCRIPTION

SY9395-A 12-24VDC, Amber dome, (3) Clear lens, Permanent mount

CLEAR DOME MODELS

PART # DESCRIPTION

SY9395-C-AAA 12-24VDC, Clear dome, (3) Amber lens, Permanent mount

MINI BARS - ROTATORS

	VOLTAGE	SIZE	CURRENT DRAW	BASE	MOUNT	FLASH RATE	CERTIFICATIONS	WARRANTY
METEORLITE 9360	12VDC	18"L x 7.75"W x 5.6"H	9AMP MAX @ 12.8VDC	Polycarbonate w/ foam mounting gasket	Permanent, Magnetic, or Vacuum Magnetic	90±10 per rotator	SAE J845	2 Year



CLEAR DOME / FILTERED MODELS

PERMANENT MOUNT		MAGNETIC MOUNT		VACUUM MAGNETIC MOUNT	
PART #	DESCRIPTION	PART #	DESCRIPTION	PART #	DESCRIPTION
SY9360-C	Clear/Clear	SY9360M-C	Clear/Clear	SY9360VM-C	Clear/Clear
SY9360-C-AA	Amber/Amber	SY9360M-C-AA	Amber/Amber	SY9360VM-C-AA	Amber/Amber
SY9360-C-AC	Amber/Clear	SY9360M-C-AC	Amber/Clear	SY9360VM-C-AC	Amber/Clear
SY9360-C-BA	Blue/Amber	SY9360M-C-BA	Blue/Amber	SY9360VM-C-BA	Blue/Amber
SY9360-C-BB	Blue/Blue	SY9360M-C-BB	Blue/Blue	SY9360VM-C-BB	Blue/Blue
SY9360-C-RA	Red/Amber	SY9360M-C-RA	Red/Amber	SY9360VM-C-RA	Red/Amber
SY9360-C-RB	Red/Blue	SY9360M-C-RB	Red/Blue	SY9360VM-C-RB	Red/Blue
SY9360-C-RC	Red/Clear	SY9360M-C-RC	Red/Clear	SY9360VM-C-RC	Red/Clear
SY9360-C-RR	Red/Red	SY9360M-C-RR	Red/Red	SY9360VM-C-RR	Red/Red

AMBER DOME MODELS

PART #	DESCRIPTION
SY9360-A	Amber lens, permanent mount
SY9360M-A	Amber lens, magnetic mount
SY9360VM-A	Amber lens, vacuum magnetic mount

	VOLTAGE	SIZE	CURRENT DRAW	BASE	MOUNT	FLASH RATE	CERTIFICATIONS	WARRANTY
METEORLITE 9380	12VDC	24"L x 7.75"W x 5.35"D	9AMP MAX @ 12.8VDC	Polycarbonate w/ foam mounting gasket	Permanent	90±10 per rotator	SAE J845	2 Year



CLEAR DOME MODELS

AMBER DOME MODELS		CLEAR DOME MODELS		CLEAR DOME MODELS		CLEAR DOME MODELS	
PART #	DESCRIPTION	PART #	DESCRIPTION	PART #	DESCRIPTION	PART #	DESCRIPTION
SY9380-A	Amber Dome	SY9380-C	(2) Clear filters	SY9380-C-BA	(1) Blue & (1) Amber filter	SY9380-C-RB	(1) Red & (1) Blue filter
		SY9380-C-AA	(2) Amber filters	SY9380-C-BB	(2) Blue filters	SY9380-C-RC	(1) Red & (1) Clear filter
		SY9380-C-AC	(1) Amber & (1) Clear filter	SY9380-C-RA	(1) Red & (1) Amber filter	SY9380-C-RR	(2) Red filters

	VOLTAGE	SIZE	CURRENT DRAW	BASE	MOUNT	FLASH RATE	CERTIFICATIONS	WARRANTY
METEORLITE 9385	12VDC	24"L x 7.75"W x 5.35"D	13.5AMP MAX @ 12.8VDC	Polycarbonate w/ foam mounting gasket	Permanent	90±10 per rotator	SAE J845	2 Year



AMBER DOME MODELS

PART #	DESCRIPTION
SY9385-A	Amber dome

CLEAR DOME MODELS

CLEAR DOME MODELS		CLEAR DOME MODELS		CLEAR DOME MODELS	
PART #	DESCRIPTION	PART #	DESCRIPTION	PART #	DESCRIPTION
SY9385-C	(3) Clear filters	SY9385-C-ARA	(2) Amber & (1) Red filter	SY9385-C-RAR	(2) Red & (1) Amber filter
SY9385-C-AAA	(3) Amber filters	SY9385-C-BAB	(2) Blue & (1) Amber filter	SY9385-C-RBR	(2) Red & (1) Blue filter
SY9385-C-ABA	(2) Amber & (1) Blue filter	SY9385-C-BBB	(3) Blue filters	SY9385-C-RCB	(1) Red & (1) Clear & (1) Blue filter
SY9385-C-ACA	(2) Amber & (1) Clear filter	SY9385-C-BCB	(2) Blue & (1) Clear filter	SY9385-C-RCR	(2) Red & (1) Clear filter
SY9385-C-ACB	(1) Amber & (1) Clear & (1) Blue filter	SY9385-C-BRB	(2) Blue & (1) Red filter	SY9385-C-RRR	(3) Red filters
SY9385-C-ACR	(1) Amber & (1) Clear & (1) Red filter	SY9385-C-RAB	(1) Red & (1) Amber & (1) Blue filter		

MINI BARS - LED

	VOLTAGE	SIZE	CURRENT DRAW	BASE	MOUNT	LAMP	CORD/SWITCH	FLASH RATE	WARRANTY
METEORLITE 9355	12-48VDC	18"L x 7.75"W x 5.6"H	1.55AMP MAX @ 12VDC	Polycarbonate w/ foam mounting gasket	Permanent, Magnetic, or Vacuum Magnetic	LED, replaceable	Magnetic & vacuum magnetic mount includes lighted on/off rocker switch & 11' cord with cigarette plug	80 Quad per beacon	5 Year



CLEAR DOME MODELS

PERMANENT MOUNT	MAGNETIC MOUNT	VACUUM MAGNETIC MOUNT
SY9355-C-AA - Amber/Amber	SY9355M-C-AA - Amber/Amber	SY9355VM-C-AA - Amber/Amber

AMBER DOME MODELS

PERMANENT MOUNT	MAGNETIC MOUNT	VACUUM MAGNETIC MOUNT
SY9355-A	SY9355M-A	SY9355VM-A

	VOLTAGE	LEDS PER HEAD	CURRENT DRAW	BASE	MOUNT	CORD/SWITCH	FLASH PATTERNS	CERTIFICATIONS	WARRANTY
METEORLITE SYLEDX	12VDC	40, 8 Heads	4.5AMP MAX @ 12VDC	Polycarbonate w/ foam mounting gasket	Permanent or Vacuum Magnetic	Vacuum magnetic mount includes lighted on/off rocker switch & 11' cord with cigarette plug	26	SAE J575, J845	5 Year



AMBER DOME MODELS

PERMANENT MOUNT	VACUUM MAGNETIC MOUNT
SYLEDX-AA	SYLEDXSM-AA

CLEAR DOME MODELS

PERMANENT MOUNT	VACUUM MAGNETIC MOUNT	VACUUM MAGNETIC MOUNT
SYLEDX-AC - Amber/Clear LED's	SYLEDXSM-AB - Amber/Blue LED's	SSYLEDXSM-CC - Clear/Clear LED's
SYLEDX-CC - Clear/Clear LED's	SYLEDXSM-AC - Amber/Clear LED's	SYLEDXSM-RB - Red/Blue LED's

LIGHT BARS - STROBES

	JOULE RATING	VOLTAGE	SIZE	CURRENT DRAW	MOUNT	FLASH RATE	COLORS	WARRANTY	PART #'s
METEORLITE 9000	15 QUAD PER HEAD	12VDC	(4 strobe) 48"L x 11"W x 5"H	7AMP (SY9404S)	Hook-on / Permanent	Quad Flash @ 240 FPM per strobe head	Amber	1 Year	SY9404S (4 STROBE)
			(6 strobe) 58"L x 11"W x 5"H	12AMP (SY9500S)					SY9500S (6 STROBE)



4-Strobe

6-Strobe

LIGHT BARS - ROTATORS













	VOLTAGE	SIZE	CURRENT DRAW	LAMP/LENS	MOUNT	FLASH RATE	COLORS	CERTIFICATIONS	WARRANTY	PART #'s
METEORLITE 6000	12VDC	(SY6004H) 47" x 11.25" x 4.87"	16AMP MAX @ 12.8VDC	Halogen Lamp, Polycarbonate with perforated stainless center cover lens	Permanent	1200 FPM, (4) individual motor-drive rotating assemblies	Amber	Class I SAE J845	1 Year	SY6004H-A SY6005H-A



LIGHT HOUSINGS

55 SERIES

Universal light housings fit all standard 4" round and all standard 6.5" oval light heads
 Applications: Remote Strobe Heads / Brake/Tail / Turn Lights / Back-Up Lamps / Tail Lights / Park Lights

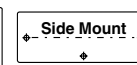
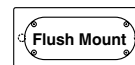
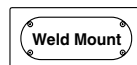
	HOUSING PART #	DESCRIPTION	FITS
	SYRS5515	16GA Sheet steel, flat back inside & out 6"L x 6"W x 3"D	(1) 4" grommet mounted round sealed lamp
	BUILD YOUR OWN COMBINATION  EXAMPLE: SY4415-A - (1) 4" round quint flash strobe light SYRS515 - (1) Single round steel housing		
	SYRS5525	16GA Sheet steel, flat back inside & out 3.75"L x 8.313"W x 3"D	(1) 6.5" grommet mounted oval sealed lamp
	BUILD YOUR OWN COMBINATION  EXAMPLE: SY4405-A - (1) 6.5" Amber oval quint flash strobe light SYRS5525 - (1) Single oval steel housing		
	SYRS5540	16GA Sheet steel, flat back inside & out 6"L x 12"W x 3"D	(2) 4" grommet mounted round sealed lamps
	BUILD YOUR OWN COMBINATION  EXAMPLE: SY4415-A - (1) 4" Amber round quint flash strobe light SY019-01-305 - (1) Red brake/tail/turn light SYRS5540 - (1) Double round steel housing		
	SYRS5550	16GA Sheet steel, flat back inside & out 6"L x 12"W x 3"D	(2) 6.5" grommet mounted oval sealed lamps
	BUILD YOUR OWN COMBINATION  EXAMPLE: SY4405-A - (1) 6.5" Amber oval quint flash strobe light SY019-03-305 - (1) Red brake/tail/turn light SYRS5550 - (1) Double oval steel housing		
	SYRS5560	16GA Sheet steel, flat back inside & out 6"L x 18"W x 3"D	(3) 4" grommet mounted round sealed lamps
	BUILD YOUR OWN COMBINATION  EXAMPLE: SY4415-A - (1) 4" Amber round quint flash strobe light SY019-01-305 - (1) Red brake/tail/turn light SY019-01-595 - (1) Clear back-up light SYRS5560 - (1) Triple round steel housing		
	SYRS5575	16GA Sheet steel, flat back inside & out 3.75"L x 25"W x 3"D	(3) 6.5" grommet mounted oval sealed lamps
	BUILD YOUR OWN COMBINATION  EXAMPLE: SY4405-A - (1) 6.5" Amber oval quint flash strobe light SY019-03-305 - (1) Red brake/tail/turn light SY019-03-595 - (1) Clear back-up light SYRS5575 - (1) Triple oval steel housing		





LIGHT HOUSINGS (CONTINUED)




1400 SERIES MASTER/SLAVE BOX STROBE SYSTEMS




The METEORLITE® 1400 series strobe boxes are designed for single and dual directional strobe light applications. All units hook-up with a standard 2 wire installation and can be installed in a vertical or horizontal position. The strobe boxes can be mounted with bolts or welded to the body of the vehicle. For dual applications our Master/Slave strobe systems come with a 12' interconnect cable for quick and easy installation.

Mounting Options
















	HOUSING PART #	DESCRIPTION	FITS
	SY1400	Single box (3.75"L x 8.313"W x 3"D)	(1) 6.5" oval sealed lamp
	SY1410	Slave single box (3.75"L x 8.313"W x 3"D)	(1) 6.5" oval sealed lamp in slave system
	SY1415	Master single box (3.75"L x 8.313"W x 3"D)	(1) 6.5" oval sealed lamp in master system
	BUILD YOUR OWN COMBINATION		
		 <p>EXAMPLE 1: SY1421-A - (1) Amber strobe light SY1400 - (1) Single box</p>	
		 <p>EXAMPLE 2: Master/Slave self-contained strobe system featuring: SY1421-A - (2) Amber strobe lights SY1410 - (1) Slave single box SY1415 - (1) Master single box</p>	
		 <p>EXAMPLE 3: Master/Slave self-contained strobe system featuring: SY22030H - (1) Self-contained cab strobe SY1421-A - (2) Amber strobe lights SY1410 - (1) Slave single box SY1415 - (1) Master single box</p>	











	HOUSING PART #	DESCRIPTION	FITS	
	SY1430	Master and slave dual boxes (includes 2 boxes) 3.75"L x 16.625"W x 3"D	(4) 6.5" oval sealed lamp in Master/Slave system	
	BUILD YOUR OWN COMBINATION			
			 <p>EXAMPLE 1: Master/Slave self-contained strobe system featuring: SY1421-A - (2) Amber strobe lights SYRS5421-C - (2) Clear brake/tail/turn lights SY1430 - (1) Pair double boxes</p>	
		 <p>EXAMPLE 2: Master/Slave self-contained strobe system featuring: SY22030H - (1) Self-contained cab strobe SY1421-A - (2) Amber strobe lights SYRS5421-R - (2) Red brake/tail/turn lights SY1430 - (1) Pair double boxes</p>		

	HOUSING PART #	DESCRIPTION	FITS	
	SY1440	Master and slave triple boxes (includes 2 boxes) 3.75"L x 25"W x 3"D	(6) 6.5" oval sealed lamp in Master/Slave system	
	BUILD YOUR OWN COMBINATION			
			 <p>EXAMPLE 1: Master/Slave self-contained strobe system featuring: SY1421-A - (2) Amber strobe lights SYRS5421-R - (2) Red brake/tail/turn lights SYRS5421-C - (2) Clear back-up lights SY1440 - (1) Pair triple boxes</p>	
		 <p>EXAMPLE 2: Master/Slave self-contained strobe system featuring: SY22030H - (1) Self-contained cab strobe SY1421-A - (2) Amber strobe lights SYRS5421-R - (2) Red brake/tail/turn lights SYRS5421-C - (2) Clear back-up lights SY1440 - (1) Pair triple boxes</p>		

REPLACEMENT PARTS

BULBS / TUBES / LAMPS

PART #	DESCRIPTION	CATEGORY	SERIES	
 EL360-8652	Flash Tube, 12-24VDC	Beacons Strobe	Meteorlite 1660	
 SY12258	Lamp, 12VDC	Beacons Rotator	Meteorlite 5700	
		Light Bars Rotator	Meteorlite 600	
		Mini Bars Rotator	Meteorlite 9360	
			Meteorlite 9380	
			Meteorlite 9385	
 SY1420	Flash Tube, 12-24VDC	Light Housings	Meteorlite 1400 Series	
 SY22010-TUBE	Flash Tube, 12-24VDC	Beacons Strobe	Meteorlite 22009	
			Meteorlite 22010	
			Meteorlite 22110	
			Meteorlite 920	
			Meteorlite 925	
			Meteorlite 950	
		Mini Bars Strobe	Meteorlite 9340	
 SY22020-TUBE	Flash Tube, 12-24VDC	Beacons Strobe	Meteorlite 22020	
			Meteorlite 22029	
			Meteorlite 22030	
			Meteorlite 22035	
			Meteorlite 22110	
			Meteorlite 975	
			Meteorlite 9345	
		Mini Bars Strobe	Meteorlite 9345	
 SY22050-TWR-A	Amber LED lamp, 12-48VDC	Beacons LED	Meteorlite 22050	
	 SY22050-TWR-B	Blue LED lamp, 12-48VDC	Beacons LED	Meteorlite 22050
		 SY22050-TWR-R	Red LED lamp, 12-48VDC	Beacons LED
 SY360-1156	Bulb, 12-24VDC	Beacons Flasher	Meteorlite 24	
			Meteorlite 3	
			Meteorlite 4	
 SY360-1600	Flash Tube, 12-24VDC	Beacons Strobe	Meteorlite 1600	
 SY360-4305	Bulb, 36-48VDC	Beacons Flasher	Meteorlite 24	
			Meteorlite 3	
			Meteorlite 4	
 SY360-8451	Flash tube, 12-48VDC	Beacons Strobe	Meteorlite 400	
 SY360-8651	Flash tube, 12-48VDC	Beacons Strobe	Meteorlite 600	
			Meteorlite 800	




PART #	DESCRIPTION	CATEGORY	SERIES	
 SY360-TUBE	Flash tube, 120 or 240VAC	Beacons Strobe	Meteorlite 1	
	Flash tube, 12-72 or 12-80VDC		Meteorlite 2	
	Flash tube, 12-72VDC		Meteorlite 25	
 SY361010	U tube, 120VAC	Beacons Strobe	Meteorlite 5	
 SY361015	Straight tube, 12-80VDC	Beacons Strobe	Meteorlite 5	
			Meteorlite 6	
 SY362300	Flash tube, Low profile, 12-48VDC	Beacons Strobe	Meteorlite 200	
 SY362796	Bulb, 12-24VDC	Beacons Flasher	Meteorlite 220	
 SY363003	Flash tube, High profile, 12-24VDC	Beacons Strobe	Meteorlite 200	
 SY363-TUBE	Flash Tube, 12-24VDC	Beacons Strobe	Meteorlite 100	
 SY365112	Bulb, 12VDC	Beacons Strobe	Meteorlite 20	
	SY365124	Bulb, 24VDC	Beacons Strobe	Meteorlite 20
	SY365136	Bulb, 36VDC	Beacons Strobe	Meteorlite 20
	SY365148	Bulb, 48VDC	Beacons Strobe	Meteorlite 20
 SY537010	Flash tube, 12-80VDC	Beacons Strobe	Meteorlite 7	
 SYSTAR-129	Flash Tube, 12VDC	Light Bars Strobe	Meteorlite 9404S Meteorlite 9500S	

REPLACEMENT PARTS (CONTINUED)

LIGHT ASSEMBLIES

PART #	DESCRIPTION	CATEGORY	SERIES
 SY1421-A	Amber lens, strobe light assembly & grommet	Light Housings	Meteorlite 1400 Series
 SYRS5421-C	Clear lens, backup light	Light Housings	Meteorlite 1400 Series
 SYRS5421-R	Red lens, brake/tail/turn light	Light Housings	Meteorlite 1400 Series
 SY22009PL-C	Light assembly, Clear lens	Mini Bars Strobe	Meteorlite 9340 (Amber & Clear Dome)
			Meteorlite 9390 (Amber Dome Only)
			Meteorlite 9395 (Amber Dome Only)
 SY22009PL-A	Light assembly, Amber lens	Mini Bars Strobe	Meteorlite 9340 (Clear Dome Only)
			Meteorlite 9390 (Clear Dome Only)
			Meteorlite 9395 (Clear Dome Only)
 SY22009PL-B	Light assembly, Blue lens	Mini Bars Strobe	Meteorlite 9340 (Clear Dome Only)
 SY22029L-C	Light assembly, Clear lens	Mini Bars Strobe	Meteorlite 9345 (Amber & Clear Dome)
 SY22029L-A	Light assembly, Amber lens	Mini Bars Strobe	Meteorlite 9345 (Clear Dome Only)

CORDS / SWITCHES / KITS

PART #	DESCRIPTION	CATEGORY	SERIES
 SY360076	Cigarette plug kit with straight cord	Beacons Flasher	Meteorlite 220
			Meteorlite 3
		Beacons LED	Meteorlite 2
		Beacons Strobe	Meteorlite 2 Meteorlite 200
 SY360076-B	Cigarette plug kit with lighted straight cord	Beacons LED	Meteorlite 22050
		Beacons Strobe	Meteorlite 22009 Meteorlite 22029
 SY360076-C	Cigarette plug kit with lighted coiled cord	Beacons LED	Meteorlite 22050
		Beacons Strobe	Meteorlite 22009 Meteorlite 22029
 SYLSK	Switch kit with light	Beacons Strobe	Meteorlite 22009
			Meteorlite 22010
			Meteorlite 22020
			Meteorlite 22029
			Meteorlite 22030
			Meteorlite 22035 Meteorlite 22110
 SYSK	Switch kit	Beacons Strobe	Meteorlite 22009
			Meteorlite 22010
			Meteorlite 22020
			Meteorlite 22029
			Meteorlite 22030
			Meteorlite 22035 Meteorlite 22110
 SYLEDX-MAGCARD	Magnetic card	Mini Bars LED	Meteorlite SYLEDX

REPLACEMENT PARTS (CONTINUED)

GUARDS

PART #	DESCRIPTION	CATEGORY	SERIES
SY360077	Guard, chrome	Beacons Flasher	Meteorlite 3
		Beacons LED	Meteorlite 2
		Beacons Strobe	Meteorlite 1
			Meteorlite 100
			Meteorlite 2
SY360077-BLK	Guard, black	Beacons Flasher	Meteorlite 3
		Beacons LED	Meteorlite 2
		Beacons Strobe	Meteorlite 1
			Meteorlite 100
			Meteorlite 2
SY361011	Guard	Beacons Flasher	Meteorlite 4
		Beacons LED	Meteorlite 5
		Beacons Strobe	Meteorlite 5
			Meteorlite 6
SY361011L	Guard	Beacons LED	Meteorlite 55
SY361012	Guard, heavy duty	Beacons Flasher	Meteorlite 4
		Beacons LED	Meteorlite 5
		Beacons Strobe	Meteorlite 5
			Meteorlite 6
SY367011	Guard	Beacons Flasher	Meteorlite 24
		Beacons Strobe	Meteorlite 25

PART #	DESCRIPTION	CATEGORY	SERIES			
SYBGH	Guard, high profile	Beacons LED	Meteorlite 22050			
		Beacons Strobe	Meteorlite 22009			
			Meteorlite 22010			
			Meteorlite 22020			
			Meteorlite 22029			
			Meteorlite 22030			
			Meteorlite 22035			
			Meteorlite 22110			
			SYBGL	Guard, low profile	Beacons LED	Meteorlite 22050
					Beacons Strobe	Meteorlite 22009
Meteorlite 22010						
Meteorlite 22020						
Meteorlite 22029						
Meteorlite 22030						
Meteorlite 22035						
Meteorlite 22110						
SYDCH	Dust cover, high profile	Beacons LED				Meteorlite 22050
		Beacons Strobe				Meteorlite 1600
			Meteorlite 1660			
			Meteorlite 22009			
			Meteorlite 22010			
			Meteorlite 22020			
			Meteorlite 22029			
			Meteorlite 22030			
			Meteorlite 22035			
			Meteorlite 22110			
Meteorlite 600						
Meteorlite 800						

LENS / DOMES

PART #	DESCRIPTION	CATEGORY	SERIES			
SY2200H-A	Amber lens, High profile	Beacons LED	Meteorlite 22050			
		Beacons Strobe	Meteorlite 1600 Meteorlite 22030			
			Meteorlite 1660 Meteorlite 22035			
			Meteorlite 22009 Meteorlite 22110			
			Meteorlite 22010 Meteorlite 600			
			Meteorlite 22020 Meteorlite 800			
			Meteorlite 22029			
			SY2200H-B	Blue lens, High profile	Beacons LED	Meteorlite 22050
					Beacons Strobe	Meteorlite 22009 Meteorlite 22035
Meteorlite 22010 Meteorlite 22110						
Meteorlite 22020 Meteorlite 600						
SY2200H-C	Clear lens, High profile	Beacons Strobe	Meteorlite 1660 Meteorlite 22035			
			Meteorlite 22009 Meteorlite 22110			
			Meteorlite 22010 Meteorlite 600			
			Meteorlite 22020 Meteorlite 800			
			Meteorlite 22029			
SY2200H-G	Green lens, High profile	Beacons Strobe	Meteorlite 22009 Meteorlite 22035			
			Meteorlite 22010 Meteorlite 22110			
			Meteorlite 22020 Meteorlite 600			
			Meteorlite 22029 Meteorlite 800			
			Meteorlite 22030			

PART #	DESCRIPTION	CATEGORY	SERIES
SY2200H-R	Red lens, High profile	Beacons Strobe	Meteorlite 22009 Meteorlite 22035
			Meteorlite 22010 Meteorlite 22110
			Meteorlite 22020 Meteorlite 600
			Meteorlite 22029 Meteorlite 800
			Meteorlite 22030
			SY2200L-A
Beacons Strobe	Meteorlite 1600 Meteorlite 22110		
	Meteorlite 22009 Meteorlite 600		
	Meteorlite 22010 Meteorlite 800		
	Meteorlite 22020 Meteorlite 920		
	Meteorlite 22029 Meteorlite 925		
	Meteorlite 22030 Meteorlite 950		
	Meteorlite 22035 Meteorlite 975		
Mini Bars LED	Meteorlite 9355		
Mini Bars Strobe	Meteorlite 9340 Meteorlite 9345		
SY2200L-B	Blue lens, Low profile	Beacons LED	Meteorlite 22050
		Beacons Strobe	Meteorlite 1600 Meteorlite 22110
			Meteorlite 22009 Meteorlite 600
			Meteorlite 22010 Meteorlite 800
			Meteorlite 22020 Meteorlite 920
			Meteorlite 22029 Meteorlite 925
			Meteorlite 22030 Meteorlite 950
			Meteorlite 22035 Meteorlite 975
			Mini Bars Strobe

REPLACEMENT PARTS (CONTINUED)

LENS / DOMES (CONTINUED)












PART #	DESCRIPTION	CATEGORY	SERIES	
	Clear lens, Low profile	Beacons Strobe	Meteorlite 1600	Meteorlite 22110
			Meteorlite 22009	Meteorlite 600
			Meteorlite 22010	Meteorlite 800
			Meteorlite 22020	Meteorlite 920
			Meteorlite 22029	Meteorlite 925
			Meteorlite 22030	Meteorlite 950
			Meteorlite 22035	Meteorlite 975
		Mini Bars Strobe	Meteorlite 9340	Meteorlite 9345
	Green lens, Low profile	Beacons Strobe	Meteorlite 1600	Meteorlite 22110
			Meteorlite 22009	Meteorlite 600
			Meteorlite 22010	Meteorlite 800
			Meteorlite 22020	Meteorlite 920
			Meteorlite 22029	Meteorlite 925
			Meteorlite 22030	Meteorlite 950
			Meteorlite 22035	Meteorlite 975
				Red lens, Low profile
Beacons Strobe	Meteorlite 1600	Meteorlite 22110		
	Meteorlite 22009	Meteorlite 600		
	Meteorlite 22010	Meteorlite 800		
	Meteorlite 22020	Meteorlite 920		
	Meteorlite 22029	Meteorlite 925		
	Meteorlite 22030	Meteorlite 950		
	Meteorlite 22035	Meteorlite 975		
	Amber lens, Extra low profile	Beacons Strobe	Meteorlite 400	
	Blue lens, Extra low profile	Beacons Strobe	Meteorlite 400	
	Clear lens, Extra low profile	Beacons Strobe	Meteorlite 400	
	Green lens, Extra low profile	Beacons Strobe	Meteorlite 400	
	Red lens, Extra low profile	Beacons Strobe	Meteorlite 400	
	Amber lens	Beacons Flasher	Meteorlite 3	
		Beacons Strobe	Meteorlite 1	
			Meteorlite 100	
			Meteorlite 2	
	Blue lens	Beacons Flasher	Meteorlite 3	
		Beacons Strobe	Meteorlite 1	
			Meteorlite 100	
			Meteorlite 2	
	Clear lens	Beacons Flasher	Meteorlite 3	
		Beacons Strobe	Meteorlite 1	
			Meteorlite 100	
			Meteorlite 2	

PART #	DESCRIPTION	CATEGORY	SERIES	
	Green lens	Beacons Flasher	Meteorlite 3	
		Beacons Strobe	Meteorlite 1	
			Meteorlite 100	
			Meteorlite 2	
	Red lens	Beacons Flasher	Meteorlite 3	
		Beacons Strobe	Meteorlite 1	
			Meteorlite 100	
			Meteorlite 2	
	Amber lens	Beacons Flasher	Meteorlite 4	
		Beacons Strobe	Meteorlite 5	
			Meteorlite 6	
	Blue lens	Beacons Flasher	Meteorlite 4	
		Beacons Strobe	Meteorlite 5	
			Meteorlite 6	
	Clear lens	Beacons Flasher	Meteorlite 4	
		Beacons Strobe	Meteorlite 5	
			Meteorlite 6	
	Green lens	Beacons Flasher	Meteorlite 4	
		Beacons Strobe	Meteorlite 5	
			Meteorlite 6	
	Red lens	Beacons Flasher	Meteorlite 4	
		Beacons Strobe	Meteorlite 5	
			Meteorlite 6	
	Amber lens, Low profile	Beacons Flasher	Meteorlite 220	
		Beacons Strobe	Meteorlite 200	
	Blue lens, Low profile	Beacons Flasher	Meteorlite 220	
		Beacons Strobe	Meteorlite 200	
	Clear lens, Low profile	Beacons Flasher	Meteorlite 220	
		Beacons Strobe	Meteorlite 200	
	Green lens, Low profile	Beacons Flasher	Meteorlite 220	
		Beacons Strobe	Meteorlite 200	
	Red lens, Low profile	Beacons Flasher	Meteorlite 220	
		Beacons Strobe	Meteorlite 200	

REPLACEMENT PARTS (CONTINUED)







LENS / DOMES (CONTINUED)

PART #	DESCRIPTION	CATEGORY	SERIES
	SY362H-AMB Amber lens, High profile	Beacons Flasher	Meteorlite 220
		Beacons Strobe	Meteorlite 200
	SY362H-BLU Blue lens, High profile	Beacons Flasher	Meteorlite 220
		Beacons Strobe	Meteorlite 200
	SY362H-CLR Clear lens, High profile	Beacons Flasher	Meteorlite 220
		Beacons Strobe	Meteorlite 200
	SY362H-RED Red lens, High profile	Beacons Flasher	Meteorlite 220
		Beacons Strobe	Meteorlite 200
	SY365-AMB Amber lens	Beacons Strobe	Meteorlite 20
	SY365-BLU Blue lens	Beacons Strobe	Meteorlite 20
	SY365-CLR Clear lens	Beacons Strobe	Meteorlite 20
	SY365-RED Red lens	Beacons Strobe	Meteorlite 20
	SY367-AMB Amber lens	Beacons Flasher	Meteorlite 24
		Beacons Strobe	Meteorlite 25
	SY367-BLU Blue lens	Beacons Flasher	Meteorlite 24
		Beacons Strobe	Meteorlite 25
	SY367-CLR Clear lens	Beacons Flasher	Meteorlite 24
		Beacons Strobe	Meteorlite 25
	SY367-GRN Green lens	Beacons Flasher	Meteorlite 24
		Beacons Strobe	Meteorlite 25
	SY367-RED Red lens	Beacons Flasher	Meteorlite 24
		Beacons Strobe	Meteorlite 25

PART #	DESCRIPTION	CATEGORY	SERIES
	SY537003-A Amber lens	Beacons Strobe	Meteorlite 7
	SY537003-B Blue lens	Beacons Strobe	Meteorlite 7
	SY537003-C Clear lens	Beacons Strobe	Meteorlite 7
	SY537003-G Green lens	Beacons Strobe	Meteorlite 7
	SY537003-R Red lens	Beacons Strobe	Meteorlite 7
	SY93800-AMB Amber dome, Center	Mini Bars Rotator	SY9380
			SY9385
	SY93800-CLR Clear dome, Center	Mini Bars Rotator	SY9380
			SY9385
	SY93401-AMB Amber dome, Left	Mini Bars LED	SY9355
		Mini Bars Rotator	SY9360
			SY9380
			SY9385
		Mini Bars Strobe	SY9340
	SY93401-CLR Clear dome, Left	Mini Bars LED	SY9355
		Mini Bars Rotator	SY9360
			SY9380
			SY9385
		Mini Bars Strobe	SY9340
	SY93402-AMB Amber dome, Right	Mini Bars LED	SY9355
		Mini Bars Rotator	SY9360
			SY9380
			SY9385
		Mini Bars Strobe	SY9340
	SY93402-CLR Clear dome, Right	Mini Bars LED	SY9355
		Mini Bars Rotator	SY9360
			SY9380
			SY9385
		Mini Bars Strobe	SY9340
	SY9345		

REPLACEMENT PARTS (CONTINUED)

MOUNTING BRACKETS, KITS

PART #	DESCRIPTION	CATEGORY	SERIES	PART #	DESCRIPTION	CATEGORY	SERIES	
	Mounting bracket, black	Beacons Flasher	Meteorlite 3	SY362000-P	Adapter plate for magnetic or pipe mount kits	Beacons Flasher	Meteorlite 220	
		Beacons LED	Meteorlite 2			Beacons Strobe	Meteorlite 200	
		Beacons Strobe	Meteorlite 1					
			Meteorlite 100					
			Meteorlite 2					
		Beacons Flasher	Meteorlite 3	SY362003	Mounting bracket, black	Beacons Flasher	Meteorlite 220	
		Beacons LED	Meteorlite 2			Beacons Strobe	Meteorlite 200	
Beacons Strobe	Meteorlite 1							
			Meteorlite 100					
			Meteorlite 2					
		Beacons Flasher	Meteorlite 220	SYLED03-GROMMET	Rubber grommet for surface mounting	Modules, Surface Mount	SYLED03	
		Beacons LED	Meteorlite 3					
		Beacons Strobe	Meteorlite 2					
			Meteorlite 100					
			Meteorlite 2					
			Meteorlite 200					
		Beacons Flasher	Meteorlite 220	SYLED04-GROMMET	Rubber grommet for surface mounting	Modules, Surface Mount	SYLED04	
		Beacons LED	Meteorlite 3					
		Beacons Strobe	Meteorlite 1					
			Meteorlite 100					
			Meteorlite 2					
			Meteorlite 200					
		Beacons Flasher	Meteorlite 220	SYMAG-90	Magnet, 90 lb	Modules, Surface Mount	SYSL-182	
		Beacons LED	Meteorlite 3					
		Beacons Strobe	Meteorlite 1					
					Meteorlite 100			
					Meteorlite 2			
			Meteorlite 200					
	Magnetic mount kit	Beacons Flasher	Meteorlite 220	SYMB03-S	L-bracket, aluminum	Modules, Surface Mount	SYLED03	
		Beacons LED	Meteorlite 3					
		Beacons Strobe	Meteorlite 2					
			Meteorlite 1					
			Meteorlite 100					
	1/2" Pipe mount kit		Meteorlite 2	SYMB04-S	L-bracket, aluminum	Modules, Surface Mount	SYLED04	
			Meteorlite 3					
		Beacons Flasher	Meteorlite 220	SYMBX-SA	Adjustable bracket, aluminum	Modules, Surface Mount	SYLEDX06	
		Beacons LED	Meteorlite 3			Modules, Surface Mount	SYLEDX09	
		Beacons Strobe	Meteorlite 1					
			Meteorlite 100					
			Meteorlite 1600					
			Meteorlite 1660					
			Meteorlite 2					
			Meteorlite 200					
	Meteorlite 400							
	Meteorlite 600							
	Meteorlite 800							
	3/4" Pipe mount kit	Beacons Flasher	Meteorlite 220	SYMBX-SB	L-bracket, aluminum	Modules, Surface Mount	SYLEDX06	
		Beacons LED	Meteorlite 3			Modules, Surface Mount	SYLEDX09	
		Beacons Strobe	Meteorlite 1					
			Meteorlite 100					
			Meteorlite 1600					
			Meteorlite 1660					
			Meteorlite 2					
			Meteorlite 200					
			Meteorlite 400					
			Meteorlite 600					
	Meteorlite 800							
	Vacuum magnetic mount kit	Beacons Flasher	Meteorlite 22050	SYMMK	Magnetic mount kit with cigarette plug	Beacons LED	Meteorlite 22050	
		Beacons LED	Meteorlite 22050			Beacons Strobe	Meteorlite 1600	
					Meteorlite 1660			
					Meteorlite 22009			
					Meteorlite 22010			
					Meteorlite 22020			
					Meteorlite 22029			
					Meteorlite 22030			
					Meteorlite 22035			
					Meteorlite 22110			
			Meteorlite 400					
			Meteorlite 600					
			Meteorlite 800					
	Mounting bracket, black	Beacons Flasher	Meteorlite 4	SYXPM-2	2-bolt Permanent mount	Mini Bars LED	SYLEDX	
		Beacons LED	Meteorlite 5					
		Beacons Strobe	Meteorlite 5					
			Meteorlite 6					
				SYXPM-4	4-bolt Permanent mount	Mini Bars LED	SYLEDX	
				SYXVM-2	(2) Vacuum magnetic mounts	Mini Bars LED	SYLEDX	

