



DockView


Backup Distance Sensing System

DockView was designed to aid truck drivers in backing up to loading docks to reduce dock damage and truck / trailer damage. DockView 16 utilizes one or two ultrasonic sensors to detect the truck or trailer distance from the loading dock. The sensors detect the distance of the vehicle in mirror image on a large digital display mounted in line of the drivers west coast mirror. Drivers view the display correctly in their mirror when backing to the loading dock from 16 ft to the dock. DockView display is available in Metric or Feet and can be easily changed from mirror image to normal view for other applications.

MSF 1113-00 DockView 16 (Feet) includes (1) sensor with normal or reverse reading (or see below)




DockView 16 MSF1113-00 (Optional Second Sensor Available, MSF2416-00)



M. S. Foster & Associates

1866 N. Country Lane, Michigan City, IN 46360
Phone 219-879-9225 • Toll Free 888-452-4053
Fax 219-879-9313 • email: sales@msfoster.com
www.msfoster.com

MSF 2416 (1) Dual Sensor with 8 ft cable for DockView 16 (or see below)



MSF 2418 (1) Single Sensor for DockView 16 (cable not included)

Specifications:

Controller/Display, Mechanical: 7-1/8"H x 7-1/8"W x 2-3/8" D

Adjustment:

distance offset control Adjusts the distance offset from sensor to the bumper or rear of the truck.

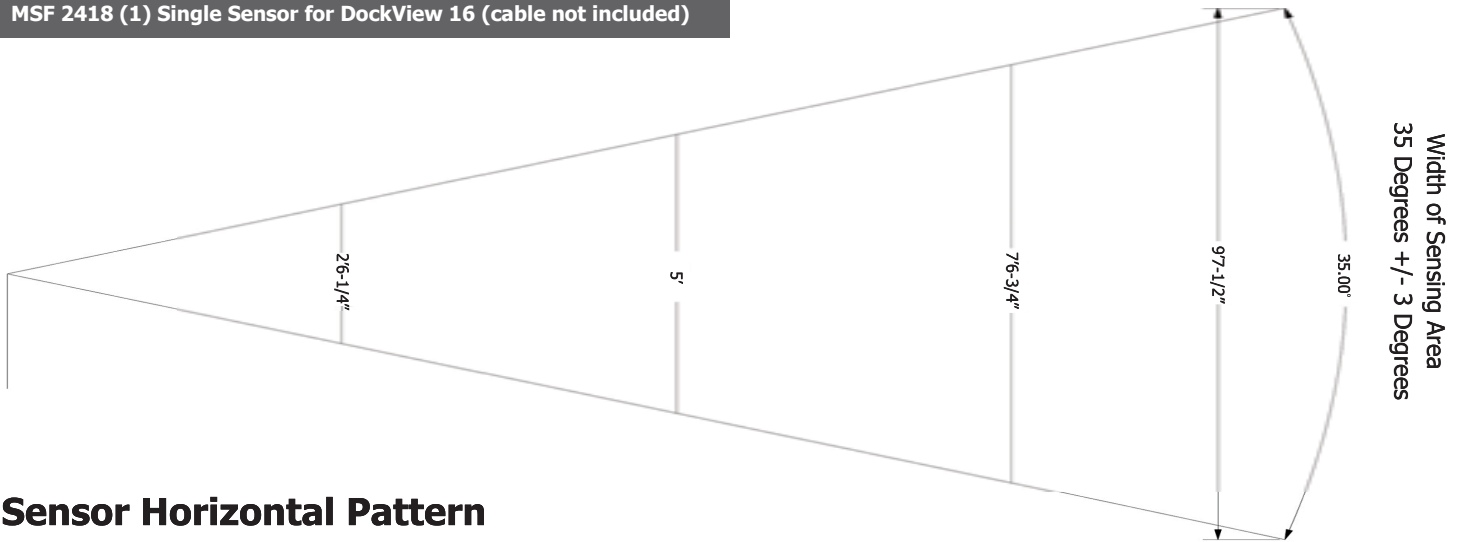
Sensors: 2"H x 3" W x 1-1/2" D

Detection range: 0 to 16 feet
34 degree horizontal
17 degree vertical

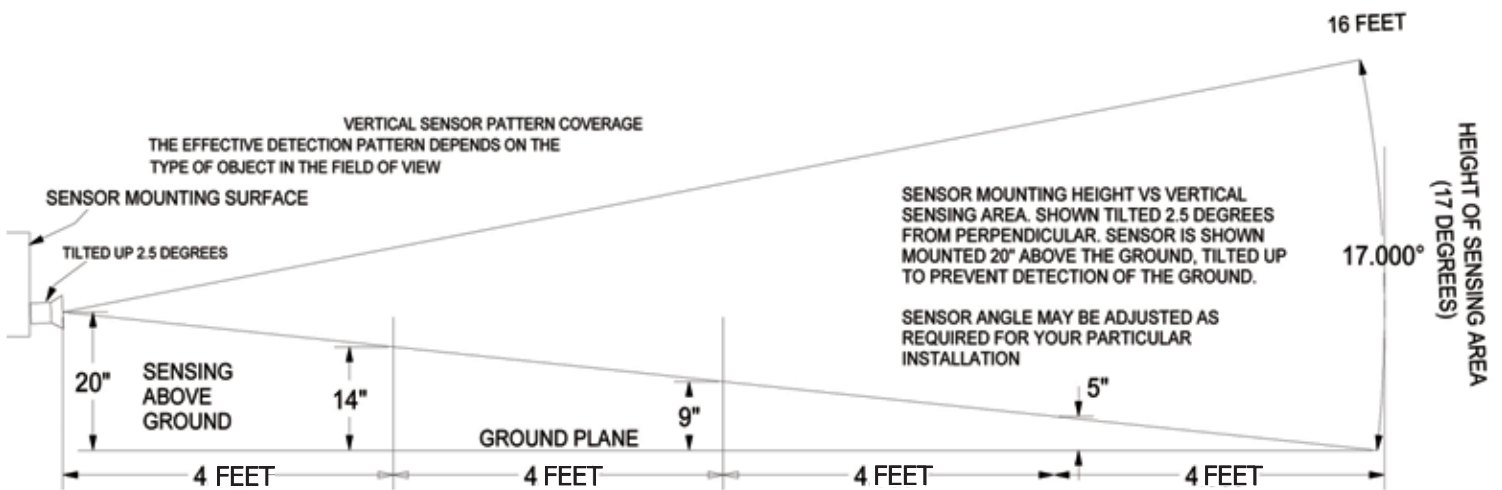
Operating Temperature: -20 to 140 degrees F

Input Power required: 120 Volts AC @ .25 Amps

The control is protected with an automatic reset fuse inside the control box.



Sensor Horizontal Pattern



Sensor Vertical Pattern