

M. S. Foster & Associates



1866 N. Country Lane, Michigan City, IN 46360
Phone 219-879-9225 • Toll Free 888-452-4053
Fax 219-879-9313 • email: sales@msfoster.com
www.msfoster.com

Quick Reference Guide









POWER SUPPLIES

1 OUTLET POWER SUPPLIES





	OPERATING VOLTAGE	INPUT POWER	OUTPUT POWER	INPUT CURRENT	FLASH PATTERNS	SELECTIVE SWITCHING	CONNECTORS	HIGH/LOW INTENSITY	WARRANTY
SYPPS100 	10-30VDC	15.4WATTS	12.4WATTS	1.2AMP @ 12.8VDC / 0.6AMP @ 25.6VDC	Quad	Not available	Amp Mate-N-Lok Standard	Not available	2 Year
SYPPS100WPK 	10-30VDC	15.4WATTS	12.4WATTS	1.2AMP @ 12.8VDC / 0.6AMP @ 25.6VDC	Quad	Not available	Weatherpak waterproof	Not available	2 Year

4 OUTLET POWER SUPPLIES


	OPERATING VOLTAGE	INPUT POWER	OUTPUT POWER	INPUT CURRENT	FLASH PATTERNS	SELECTIVE SWITCHING	CONNECTORS	HIGH/LOW INTENSITY	WARRANTY
SYPPS400 	10-30VDC	50WATTS	40WATTS	3.75AMP @ 12.8VDC / 2AMP @ 25.6VDC	Random, single, double, triple quad, quint, mega, phased mega, warble, single-double, single-quad, cycle flash	Not available	Amp Mate-N-Lok Standard	Not available	2 Year
SYPS4000 	10-30VDC	51.2WATTS	40WATTS	4AMP @ 12.8VDC / 2AMP @ 25.6VDC	Double, quad, quint and mega	Standard	Amp Mate-N-Lok Standard	Standard	5 Year
SYPS4040 	10-30VDC	50WATTS	40WATTS	3.7AMP @ 12.8VDC	Quad/double, quint and continuous flash	Standard	Amp Mate-N-Lok Standard	Standard	2 Year
SYPS4060 	10-30VDC	70WATTS	60WATTS	5.5AMP @ 12.8VDC	Quad/double, quint and continuous flash	Standard	Amp Mate-N-Lok Standard	Standard	2 Year
SYPS6000 	10-30VDC	70WATTS	60WATTS	5.5AMP @ 12.8VDC / 2.6AMP @ 25.6VDC	Double, quad, quint and mega	Standard	Amp Mate-N-Lok Standard	Standard	5 Year
SYPS6804 	10-30VDC	94WATTS	80WATTS	7.75AMP @ 12.8VDC / 3.6AMP @ 25.6VDC	Double, quad, quint and mega	Standard	Amp Mate-N-Lok Standard	Standard	5 Year

POWER SUPPLIES *continued*

6 OUTLET POWER SUPPLIES





	OPERATING VOLTAGE	INPUT POWER	OUTPUT POWER	INPUT CURRENT	FLASH PATTERNS	SELECTIVE SWITCHING	CONNECTORS	HIGH/LOW INTENSITY	WARRANTY
SYPS6060 	10-30VDC	70WATTS	60WATTS	5.5AMP @ 12.8VDC	Quad/double, quint and continuous flash	Standard	Amp Mate-N-Lok Standard	Standard	2 Year
SYPS6090 	10-30VDC	115WATTS	90WATTS	9AMP @ 12.8VDC	Quad/double, quint and continuous flash	Standard	Amp Mate-N-Lok Standard	Standard	2 Year
SYPS6500 	10-30VDC	71WATTS	60WATTS	5.5AMP @ 12.8VDC / 2.6AMP @ 25.6VDC	Double, quad, quint and mega	Standard	Amp Mate-N-Lok Standard	Standard	5 Year
SYPS6800 	10-30VDC	94WATTS	80WATTS	7.75AMP @ 12.8VDC / 3.6AMP @ 25.6VDC	Double, quad, quint and mega	Standard	Amp Mate-N-Lok Standard	Standard	5 Year

8 OUTLET POWER SUPPLIES



	OPERATING VOLTAGE	INPUT POWER	OUTPUT POWER	INPUT CURRENT	FLASH PATTERNS	SELECTIVE SWITCHING	CONNECTORS	HIGH/LOW INTENSITY	WARRANTY
SYPS8120 	10-30VDC	150WATTS	120WATTS	11AMP @ 12.8VDC / 5.2AMP @ 25.6VDC	Double, quad, quint and mega	Standard	Amp Mate-N-Lok Standard	Standard	5 Year

SWITCHES

USED ON: SYPS4000, SYPS4040, SYPS4060, SYPS6000 AND SYPS6804 POWER SUPPLIES

	DESCRIPTION
SYRS5009 	High/Off/Low switch with two position selective switching and harness
SYRS5015 	High/Off/Low switch with harness
SYRS5016 	High/Off/Low switch with two position selective switching and harness
SYRS5019 	High/Off/Low switch with rotary selective switching and harness


USED ON: SYPS6500 and SYPS6800 POWER SUPPLIES

	DESCRIPTION
SYRS5018 	2 Position selective switching with rotary flash control
SYRS5022 	2 x 2 x 2 Groups for selective switching rotary flash control harness

USED ON: SYPS8120 POWER SUPPLIES

	DESCRIPTION
SYRS5021 	High/Off/Low switch with rotary selective switching and harness

USED ON: GENERAL PURPOSE


	DESCRIPTION
SYRS5011 	On/Off rocker switch with harness

POWER SUPPLIES *continued*



RANDOM PATTERN MAPPING (RPM) FLASH MODES

The Random Pattern Selection feature allows the power supply to randomly choose one of 11 available patterns. The Random Level, or the number of times a pattern repeats, is selectable from 4 to 1 by the operator. Head Mapping allows all possible head groupings of simultaneously flashing heads.

4 OUTLET RPM POWER SUPPLIES



	OPERATING VOLTAGE	INPUT POWER	OUTPUT POWER	INPUT CURRENT	FLASH PATTERNS	SELECTIVE SWITCHING	HEAD MAPPING	CONNECTORS	HIGH/LOW INTENSITY	WARRANTY
 SYRPM460	10-30VDC	75WATTS	60WATTS	5.5AMP @ 12.8VDC / 2.6AMP @ 25.6VDC	11 Flash patterns: single, twin single, double, double twin, double triple, twin triple, quadruple, quintuple, mega, twin mega, triple mega blast	Standard	The RPM fires all possible head pairings for maximum light	Amp Mate-N-Lok Standard	Standard	5 Year

6 OUTLET RPM POWER SUPPLIES



	OPERATING VOLTAGE	INPUT POWER	OUTPUT POWER	INPUT CURRENT	FLASH PATTERNS	SELECTIVE SWITCHING	HEAD MAPPING	CONNECTORS	HIGH/LOW INTENSITY	WARRANTY
 SYRPM660	10-30VDC	75WATTS	60WATTS	5.5AMP @ 12.8VDC / 2.6AMP @ 25.6VDC	11 Flash patterns: single, twin single, double, double twin, double triple, twin triple, quadruple, quintuple, mega, twin mega, triple mega blast	Standard	The RPM fires all possible head pairings for maximum light	Amp Mate-N-Lok Standard	Standard	5 Year
 SYRPM680	10-30VDC	100WATTS	80WATTS	7.75AMP @ 12.8VDC / 3.5AMP @ 25.6VDC	11 Flash patterns: single, twin single, double, double twin, double triple, twin triple, quadruple, quintuple, mega, twin mega, triple mega blast	Standard	The RPM fires all possible head pairings for maximum light	Amp Mate-N-Lok Standard	Standard	5 Year

RPM SWITCHES

USED ON: RPM 4 OUTLET POWER SUPPLIES (SYRPM460)

	DESCRIPTION
 SYRPM4R	Enables the operator to select the random level, chaos mode, head mapping and selective switching. Switches are pre-wired for easy installation
 SYRPM4S	Standard triple switch panel, switches are pre-wired for easy installation

USED ON: RPM 6 OUTLET POWER SUPPLIES (SYRPM660 & SYRPM680)

	DESCRIPTION
 SYRPM6R	Enables the operator to select the random level, chaos mode, head mapping and selective switching. Switches are pre-wired for easy installation
 SYRPM6S	Standard triple switch panel, switches are pre-wired for easy installation

STROBE HEADS

SYRS2000

- Polycarbonate lens
- Aluminum mounting base features combination 1" (NPT) or permanent mount option
- Rubber gasket sealed for maximum weatherproofing
- Polarity protected
- 15' Harness included
- Colors: Amber, Blue and Clear



PART #	DESCRIPTION
SYRS2000H	6.25" High profile
SYRS2000L	4.55" Low profile
SYRS20005XL	3.75" Extra low profile

Replacement Part

PART #	DESCRIPTION
SYRS2001	Flash Tube

SYRS4500

- Low profile grill, deck & strobe head
- 4.25"L x 2.25"D x 1.25"H
- Colors: Amber, Blue, Clear and Red
- Harness sold separately




SYRS85100

- High profile
- 6.12"DIA X 7.75"H
- Colors: Amber
- 15' Harness included



DIRECTIONAL

- Grommet mount
- Colors: Amber, Blue, Clear and Red
- Harness sold separately



PART #	DESCRIPTION	SIZE
SYRS5000	6.5" Oval with Amp connectors	6.5"L x 2.33"W x 3"D
SYRS5050	4" Round with Amp connectors	4"DIA x 2.5"D
SYRS5000WC	6.5" Oval with Deutsch waterproof connector	6.5"L x 2.33"W x 3"D
SYRS5050WC	4" Round with Deutsch waterproof connector	4"DIA x 2.5"D
SYRS5000WPK	6.5" Oval with Weatherpak waterproof connector	6.5"L x 2.33"W x 3"D
SYRS5050WPK	4" Round with Weatherpak waterproof connector	4"DIA x 2.5"D

Replacement Parts

PART #	DESCRIPTION	PART #	DESCRIPTION
SYRS5001	Flash tube (for SYRS5000)	SYRS5051	Flash tube (for SYRS5050)
SYRS5002	Flash tube (for SYRS5000WC)	SYRS5052	Flash tube (for SYRS5050WC)
SYRS5003	Flash tube (for SYRS5000WPK)	SYRS5053	Flash tube (for SYRS5050WPK)

PAR 36

- 12-24VDC
- Colors: Amber, Blue, Clear and Red
- 15' Harness included



SYRS5075



SYRS5075E

PART #	DESCRIPTION	SIZE
SYRS5075	Par 36 Strobe head	4.75"DIA x 3"D
SYRS5075E	Par 36 Strobe head, extended lens	4.75"DIA x 4.5"D

When ordering available colors, add -A, -B, -C, or -R to part number. Contact SSI for other colors.

STROBE HEADS *continued*

LINEAR MICROTHIN

- Low profile grill and deck
- 6.5"L x 1.5"W x 2.25"D
- 30WATTS
- Colors: Amber, Blue, Clear and Red
- 15' Harness included
- Warranty: 1 year



SYLINEARMT with SYLMSHIELD

SYLINEARMT with SYLMSHIELDWKIT



SYLINEARMT

PART #	DESCRIPTION
SYLINEARMT	Linear microthin

Accessories

PART #	DESCRIPTION
SYLMSHIELD	Deck mount flash back kit
SYLMSHIELDWKIT	Windshield mount flash back kit

Replacement Part

PART #	DESCRIPTION
SYLM-TUBE	Flash tube

FLANGE STYLE

- Converts existing lamp to a strobe warning lamp
- Fits 1" diameter hole
- Gasket and mounting hardware included



SYRS5035-C



SYRS5035R-WPK



SYRS5035A-WC

PART #	DESCRIPTION
SYRS5035-A	Amber strobe head with Amp connectors
SYRS5035-B	Blue strobe head with Amp connectors
SYRS5035-C	Clear strobe head with Amp connectors
SYRS5035-R	Red strobe head with Amp connectors
SYRS5035A-WC	Amber strobe head with Deutsch weatherproof connectors
SYRS5035B-WC	Blue strobe head with Deutsch weatherproof connectors
SYRS5035C-WC	Clear strobe head with Deutsch weatherproof connectors
SYRS5035R-WC	Red strobe head with Deutsch weatherproof connectors
SYRS5035A-WPK	Amber strobe head with Weatherpak weatherproof connectors
SYRS5035B-WPK	Blue strobe head with Weatherpak weatherproof connectors
SYRS5035C-WPK	Clear strobe head with Weatherpak weatherproof connectors
SYRS5035R-WPK	Red strobe head with Weatherpak weatherproof connectors

POP-IN STYLE

- Converts existing lamp to a strobe warning lamp
- Fits 1" diameter hole
- No mounting hardware required



SYRS5036-C



SYRS5036R-WPK




SYRS5036A-WC

PART #	DESCRIPTION
SYRS5036-A	Amber strobe head with Amp connectors
SYRS5036-B	Blue strobe head with Amp connectors
SYRS5036-C	Clear strobe head with Amp connectors
SYRS5036-R	Red strobe head with Amp connectors
SYRS5036A-WC	Amber strobe head with Deutsch weatherproof connectors
SYRS5036B-WC	Blue strobe head with Deutsch weatherproof connectors
SYRS5036C-WC	Clear strobe head with Deutsch weatherproof connectors
SYRS5036R-WC	Red strobe head with Deutsch weatherproof connectors
SYRS5036A-WPK	Amber strobe head with Weatherpak weatherproof connectors
SYRS5036B-WPK	Blue strobe head with Weatherpak weatherproof connectors
SYRS5036C-WPK	Clear strobe head with Weatherpak weatherproof connectors
SYRS5036R-WPK	Red strobe head with Weatherpak weatherproof connectors

When ordering available colors, add -A, -B, -C, or -R to part number. Contact SSI for other colors.

HARNESSES/CONNECTORS

AMP MATE-N-LOK CONNECTOR KITS



PART #	DESCRIPTION
SYAMP3PK	Pin connector kit (Male)
SYAMP3SK	Socket connector kit (Female)

DEUTSCH WEATHERPROOF CONNECTOR KITS



PART #	DESCRIPTION
SYD3P	Pin connector kit (Male)
SYD3S	Socket connector kit (Female)

WEATHERPAK WEATHERPROOF CONNECTOR KITS



PART #	DESCRIPTION
SYWPK3PK	Pin connector kit (Male)
SYWPK3SK	Socket connector kit (Female)

SYRS HARNESSES

- Standard lengths: 15', 20', 25', 30', 35', 40', 45', 50'
- Connectors: Amp, Deutsch, Weatherpak



PART #	DESCRIPTION
SYRSLD	Light duty harness
SYRSHD	Heavy duty harness

When ordering add -length to identify desired length, add WC for Deutsch weatherproof connectors or WPK for Weatherpak weatherproof connectors
 Ex: SYRSLD-15WC (Light duty harness, 15' long with Deutsch weatherproof connectors)

REMOTE STROBE KITS

SYRSK4040-U

- 40WATT 4 Head strobe kit
- SYPS4040 (1) 4 Outlet/40WATT power supply
- SYRS5045-C (4) Clear Flange strobe heads
- SYRSLD-15 (4) 15' Harnesses



SYRSK4040

- 40WATT 4 Head Strobe Kit
- SYPS4040 (1) 4 Outlet/40WATT power supply
- SYRS5035-C (4) Clear Flange strobe heads
- SYRSLD-15 (4) 15' Harnesses



SYRSK4040P

- 40WATT 4 Head Strobe Kit
- SYPS4040 (1) 4 Outlet/40WATT power supply
- SYRS5036-C (4) Clear Pop-in strobe heads
- SYRSLD-15 (4) 15' Harnesses



SYRSK6060

- 60WATT 4 Head Strobe Kit
- SYPS6060 (1) 6 Outlet/60WATT power supply
- SYRS5035-C (4) Clear Flange strobe heads
- SYRSLD-15 (4) 15' Harnesses



SYRSK6065

- 60WATT 4 Head Strobe Kit
- SYPS6060 (1) 6 Outlet/60WATT power supply
- SYRS5035-C (4) Clear Flange strobe heads
- SYRSLD-15 (2) 15' Harnesses
- SYRSLD-25 (2) 25' Harnesses



SYRSK6065P

- 60WATT 4 Head Strobe Kit
- SYPS6060 (1) 6 Outlet/60WATT power supply
- SYRS5036-C (4) Clear Pop-in strobe heads
- SYRSLD-15 (2) 15' Harnesses
- SYRSLD-25 (2) 25' Harnesses



No product substitutions on SAFE-T-ALERT® remote strobe kits. All items are available separately

REMOTE STROBE KITS *continued*





CUSTOM REMOTE STROBE KITS

- Make your own combinations:
power supply + remote light heads + harness(es)






EXAMPLE INCLUDES:
 SYPS4060 (1) 4 Outlet/60WATT power supply
 SYRS5000 (2) Amber 6.5" oval strobe heads
 SYRS2000H-A (1) High profile strobe head
 SYRSLD-25 (2) 25' Harnesses

Power Supply

	PART#	DESCRIPTION	QUANTITY
	SYPS4040	4 Outlet/40WATT	
	SYPS4060	4 Outlet/60WATT	
	SYPS6060	6 Outlet/60WATT	
	SYPS6090	6 Outlet/90WATT	

Choose 1

Remote Light Heads

	PART#	DESCRIPTION	Color				Connector			QUANTITY
			A	B	C	R	AMP	WC	WPK	
	SYRS2000H	High profile strobe								
	SYRS4500	Low profile strobe								
	SYRS5000	Oval strobe								
	SYRS5050	Round strobe								
	SYRS5035	Flange style strobe								



Choose 4-6 strobe heads depending on need/outlets

A=Amber, B=Blue, C=Clear, R=Red

AMP=Amp, WC=Deutsch, WPK=Weatherpak

Additional remote light heads also available

Harnesses

	PART#	DESCRIPTION	Length FT	Connector			QUANTITY
				AMP	WC	WPK	
	SYRSLD	Light duty harness					
	SYRSLD	Light duty harness					
	SYRSHD	Heavy duty harness					
	SYRSHD	Heavy duty harness					

1 Harness required per light head

Available in 15', 20', 25', 30', 35', 40', 45' or 50'

