


# WANCO

# PUBLIC SAFETY

SOLUTIONS FOR LAW ENFORCEMENT & HOMELAND SECURITY



**WANCO**® Advancing public safety.



**MS FOSTER**  
SERVING THE TRANSPORTATION INDUSTRY



# Public Safety Upgrades

Wanco upgrades many standard features on our public safety equipment, for an enhanced degree of durability and reliability.

Corrosion resistant primer coat

Tough powder-coat finish resists the elements

Custom colors and color combinations—safety orange, white, blue and others



High security battery box

Select stainless steel hardware

High security battery box with hidden-shackle puck locks

Maintenance-free AGM batteries

Backup AC battery charger

Axle bar lock for most trailers



# Services & Accessories

Wanco offers a variety of services and accessories to boost the efficiency and effectiveness of our public safety products.

## Cellular Modem & Fleet Manager

Up-to-date info for viewing, tracking and controlling your Wanco fleet.



## Asset Tracker & Fleet Manager

Track location of virtually any powered equipment. For details see page 7.



## Speed-Detection Radar

Paired with a message sign can display real-time vehicle speed and messages.



## Traffic Data Classifier System

A safe method for analyzing traffic patterns. For details see page 7.



# Product Models

## Variable Message Signs Pages 4 – 5

## Speed Sign Page 6



**Metro™ Compact Matrix**  
Medium sign WVTMM-M-PD  
Large sign WVTMM-L-PD



**Mini Matrix**  
WVTM-PD



**Full-Size Matrix**  
WTMMB-PD



**5-Color**  
WVTM-5C-PD



**Radar-Speed Trailer**  
WSDT3-SPD

## Video Surveillance Pages 8 – 11



**Mini RVMS**  
WVTMC-PD



**Full-Size RVMS**  
WTMMBC-PD



**Mini Solar Surveillance**  
WCTS-Mini



**Mini Solar Integrator**  
WCTS-Mini Integrator



**Solar Integrator**  
800 W solar WCTS-MM-800W Integrator  
1600 W solar WCTS-MM-1600W Integrator

## Portable Lighting Pages 12 – 15



**Balloon Light**  
WES-B



**Economy Solar Light Tower**  
WLTS-SM



**Programmable Solar Light Towers**  
800 W solar WLTS-MM-800  
1600 W solar WLTS-MM-1600



**Diesel Light Towers**  
WLT-PD



**Compact Diesel**  
WLTT-PD



**Generator Light Towers**  
12kW generator WSP12-LT  
23kW generator WSP25-LT

# Variable Message Signs

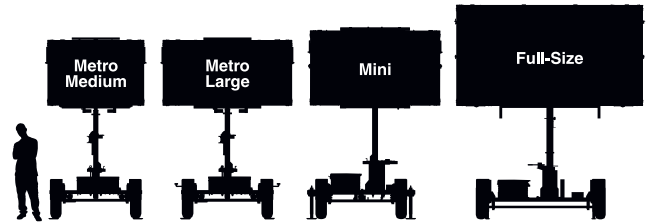
Easiest programming in the industry

Every sign has an onboard controller

Easy to tow and deploy quickly by one person

Low power consumption with long run times

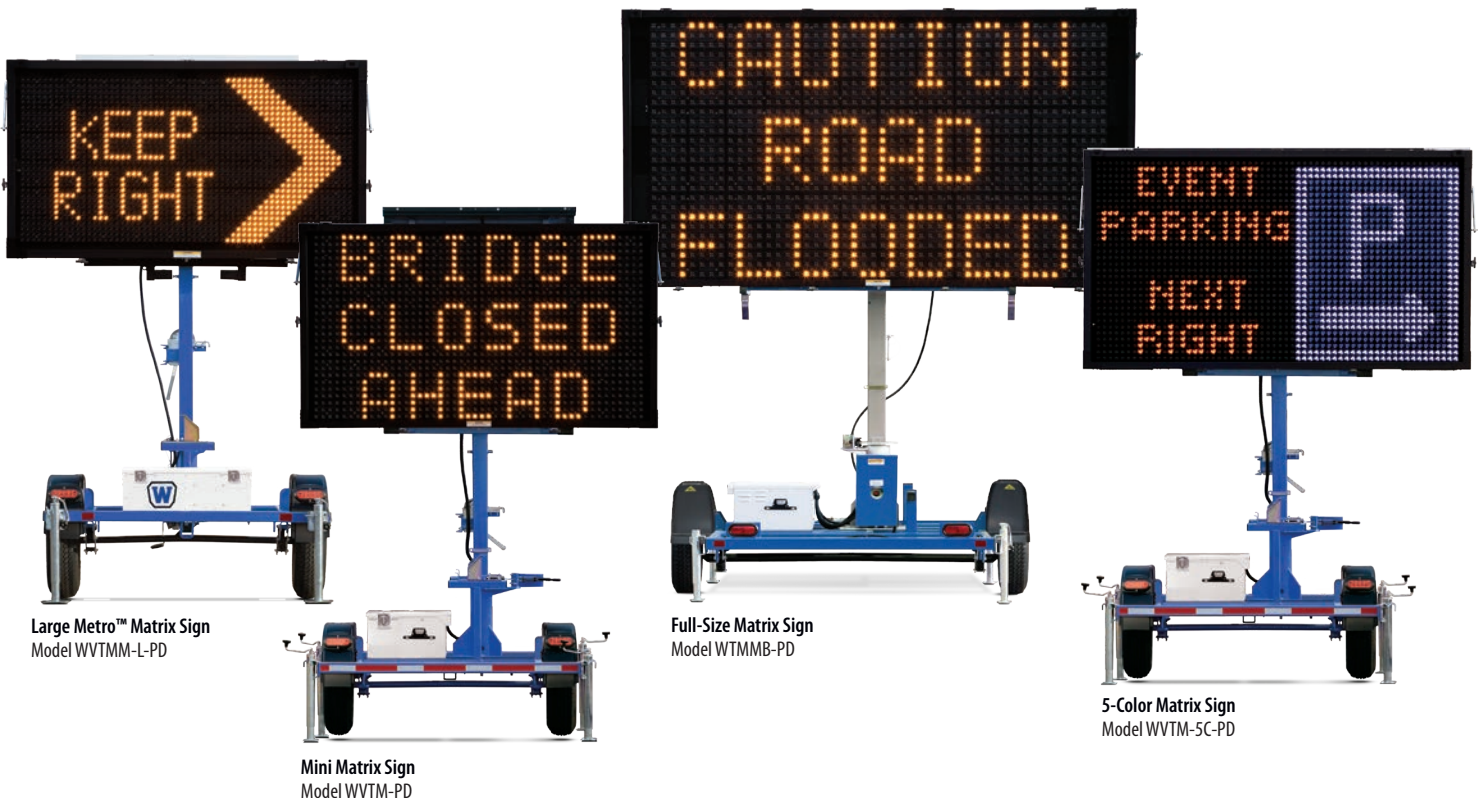
Maintenance-free AGM batteries



Wanco® Variable Message Signs are great for traffic control, checkpoints, emergencies, crowd direction and special events.

Wanco signs are ultra-bright and highly legible, with a variety of functions for any application. Choose from a selection of sizes, displays, functions and other options. All models feature the same high level of quality and performance, and are easy to transport and deploy.

Metro™ Signs are our smallest models, easy to position where larger signs may not fit—on sidewalks, next to buildings and along narrow shoulders and medians. Matrix signs have a selection of up to 12 fonts and can display messages as text, graphics or a combination of both. Color matrix signs let you combine graphics and text in five colors—red, blue, green, amber and white—to make bright, colorful messages that stand out. Three-line signs display three rows of alphanumeric characters.



## Features

- Full-color touchscreen controller on all models
- Easiest programming in the industry
- Onboard controller eliminates the need for an external computer or controller
- Preprogrammed text messages, symbols and graphics simplify message creation
- Easily center each line of text
- Internal clock facilitates built-in schedule programming
- Multi-level password protection limits access to control software
- Control box can be locked to prevent unauthorized access
- Sign on telescoping tower rotates 360 degrees for optimal positioning
- Multiple alphanumeric fonts on matrix signs
- Optical lenses and sunshades increase visibility and improve performance
- One person can easily raise, rotate and lower the sign
- Low weight, can be towed by most vehicles
- Standard tow hitch for easy transport
- All welded structural steel trailer
- Stainless steel hardware where practical
- Durable powder-coat finish
- Replaceable bolt-on fenders
- Energy-efficient operation results in long run times
- Solar panels charge batteries automatically without intervention
- Backup AC battery charger
- Maintenance-free AGM batteries
- High-security battery box

## Remote Communications

**Add optional Wanco Remote Communications, with built-in precision GPS, to any Wanco message sign**

- Remote control of sign messages
- Remote monitoring and diagnostics
- Wanco Fleet Manager service for an entire fleet or a single sign
- 4G LTE gateway
- Compatible with NTCIP central systems

## Radar

**Add optional Wanco Radar to any Wanco message sign for vehicle speed feedback on sign**

- Radar senses the largest, nearest mass moving toward it
- Detection range up to 1,000 feet (305 meters)
- Includes output for real-time speed display on message sign
- Choice of preprogrammed speed messages or create your own custom speed messages

## Traffic Data Classifier

**Add optional Traffic Data Classifier System to any Wanco sign for data analysis and reporting**

- Combined side-fire and approach-only radar provides high accuracy
- Captures and logs vehicle speed, direction, length and count for upload to Wanco Traffic Analyzer program
- See page 7 for details

		Matrix signs		Three-line signs		Metro™ compact signs		5-color sign
		Full size	Mini	Full size	Mini	Large	Medium	Mini
Deployed footprint, L×W	in. (cm)	186 × 126 (473 × 320)	143 × 96 (362 × 244)	186 × 126 (473 × 320)	143 × 96 (362 × 244)	55 × 96 (139 × 244)	55 × 71 (139 × 180)	143 × 104 (362 × 264)
Display cabinet size, W×H	in. (cm)	138 × 75 (351 × 190)	96 × 55 (244 × 140)	138 × 75 (351 × 190)	96 × 55 (244 × 140)	96 × 48 (244 × 122)	71 × 48 (180 × 122)	104 × 59 (264 × 150)
Operating height	in. (cm)	159 (404)	142 (361)	159 (404)	142 (361)	134 (340)	134 (340)	145 (367)
Travel height	in. (cm)	105 (265)	103 (262)	105 (265)	103 (262)	92 (232)	92 (232)	104 (264)
Weight, approx.	lb (kg)	2640 (1193)	1580 (717)	2640 (1193)	1580 (717)	1500 (680)	1400 (635)	1763 (800)
Display		48 × 27 pixels, W×H	48 × 27 pixels, W×H	3 lines of 8 characters	3 lines of 8 characters	60 × 30 pixels, W×H	48 × 30 pixels, W×H	60 × 32 pixels,* W×H
Fonts		12	12	1	1	12	12	12
Power		Batteries, solar	Batteries, solar	Batteries, solar	Batteries, solar	Batteries, solar	Batteries, solar	Batteries, solar

\*Five-color pixels: Red, Blue, Green, Amber, White

# Radar-Speed Trailer

**Bright, extra-large LED characters**

**Easy to transport**

**Changeable speed limit numbers**

**See-through trailer design**

**Battery powered and solar charged**



View equipment movement and battery voltage with Wanco Asset Tracker. For details see page 7.

Wanco Speed Trailers are commonly deployed in locations where obeying the speed limit is critical.

Wanco Speed Trailers have the largest portable speed display available today, perfect for school zones, neighborhoods and high-accident areas. Using integrated radar, the giant display shows motorists' speed in 26-inch characters, flashing when a vehicle exceeds the user-set speed limit.

The overspeed message flashes "SLOW DOWN" or a selection of symbols, together with optional red-and-blue or white flashing lights. Speed is displayed in mph (one or two digits) or km/h (two or three digits).

The electronic display uses lenses and shades over the LEDs to produce superior visibility. A regulatory sign above the display features changeable speed limit numbers for easy setup in any speed zone.

The trailer's see-through design puts pedestrians in view, improving their safety. A solar-based battery charging system provides long run times.

## Features

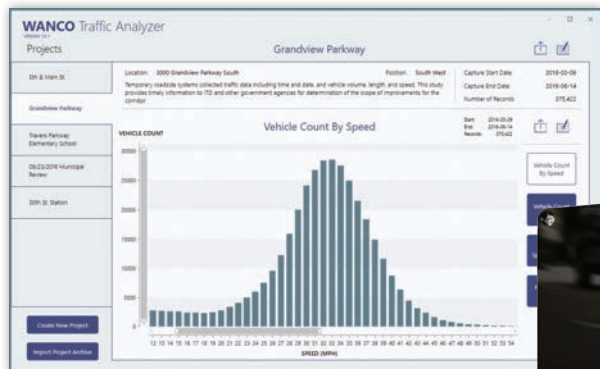
- Extra-large full-matrix display
- 26-inch LED characters with optical lenses and sun shades for superior visibility
- Selectable speed limit setting
- Configurable units, mph or km/h
- Approach-only K-band radar detects vehicles at up to 1,000 feet (305 meters)
- Radar is FCC approved and CE compliant
- Regulatory speed limit sign rises to legal height for increased visibility
- Changeable digits for speed limit sign stored in battery box
- All welded structural steel trailer with bolt-on fenders
- Stainless steel hardware where practical
- Durable powder-coat finish
- Compact trailer can be towed by most vehicles
- Drawbar can be removed for added security and smaller footprint
- Battery powered and solar charging
- Maintenance-free AGM batteries
- All wiring is protected or hidden—no exposed wires or cables
- Locking control box and battery compartment
- Options include full-color touchscreen controller, red/blue or white flashers, strobe light
- Accessories include the Wanco Traffic Data Classifier System and Asset Tracker (see page 7)

Brief specifications	
Deployed footprint, L×W	56×61 in (143×154 cm)
Operating height	123 in (312 cm)
Traveling height	91 in (231 cm)
Weight, approx.	870 lb (395 kg)
Speed display font size	26 in (66 cm)
Speed limit sign size	24×30 in (61×76 cm)
Power	Batteries, solar



Compact Speed Trailer  
Model WSDT3-SPD

# Traffic Data Classifier System



The Wanco Traffic Data Classifier System provides a safe method for analyzing traffic patterns.

Completely nonintrusive, the data collector uses no wires, loops or hoses. The system includes Wanco Traffic Analyzer, an analytic graphing app that makes it easy to chart and interpret traffic data. With an optional modem, data can be retrieved remotely via the Internet.

## Features

- Nonintrusive, no disturbance of traffic flow
- Captures both approaching and departing traffic
- Side-fire and front-facing radar together provide high accuracy
- Examine lane flow, speeds and density
- Investigate and validate complaints from residents and contractors
- Use real data to make decisions and recommendations for effectively managing traffic
- Prove the need for traffic controls
- Decide when to put police patrols on the roads
- Most effective for two-lane roads
- Stores millions of vehicles in internal memory
- Download a million records in minutes
- Traffic Analyzer program provides charts that can be exported for presentations and reports
- Interactive charts can be customized for desired data segments
- Traffic Analyzer is easy to learn and use

# Asset Tracker

The Wanco Asset Tracker lets you view the movement of equipment using Wanco Fleet Manager.

Not just Wanco equipment—the Asset Tracker can be added to virtually any vehicle or equipment that has a DC power supply. View the Asset Tracker's GPS location on a detailed, interactive Google map. Precise location history can be viewed as a log of longitudes and latitudes and as mapped locations with or without breadcrumb trails.

## Features

- Uses Wanco Fleet Manager interface
- Easy-to-use dashboard
- GPS location (longitude and latitude) and geofencing on detailed map
- Track any type of powered equipment
- View equipment movement and battery voltage
- Get email or text notifications for low voltage and geofence violations
- Review location history—hourly updates, up to 50 locations



# Message Sign Camera Systems

**Live video for real-time monitoring**

**Day/night, pan-tilt-zoom camera**

**Choice of message sign models**

**Remote control of camera and sign**

**Portable and wireless**

Wanco Message Sign Camera Systems add live video and remote control to Wanco Message Signs.

These systems provide remote control of both the sign and the camera from your office, a command center or any Internet-enabled location.

Change the message displayed on the sign and check the sign's power levels. Pan, tilt and zoom the camera to monitor traffic flow and road conditions or watch crowds at events, all in real time. With optional speed radar installed, you can also view traffic speeds. GPS data lets you map the system's location.

The camera tower and message board can be raised and lowered independently at the sign, letting you use either one without the other turned on. The camera pole retracts fully, guarding against damage during transport and storage.



## Brief specifications\*

Camera models <sup>†</sup>	Axis® P-Series and Q-Series with HD capability
Camera type	Domed style, day/night, pan-tilt-zoom (PTZ), autofocus camera for outdoor use
Zoom	21X optical zoom and 12X digital zoom
Local storage	Support for memory card up to 256 GB (card not included)
Camera pole	Push-up pole rises to 65" (165cm) above message sign cabinet Rotate pole 360 degrees for optimal camera position
Communications	High-speed 4G LTE cellular modem User-provided cellular plan
Power system	Camera system powered by message sign batteries

\*Subject to change with technology advancements.

<sup>†</sup>Many camera options available. For more information, contact the factory.

Mini Matrix Sign with Remote-Control Video Camera  
Model WWTMC-PD

# Mini Solar Surveillance System

**Deter theft and promote safety**

**Deploy in less than 10 minutes**

**Autonomous operation**

**Silent operation**

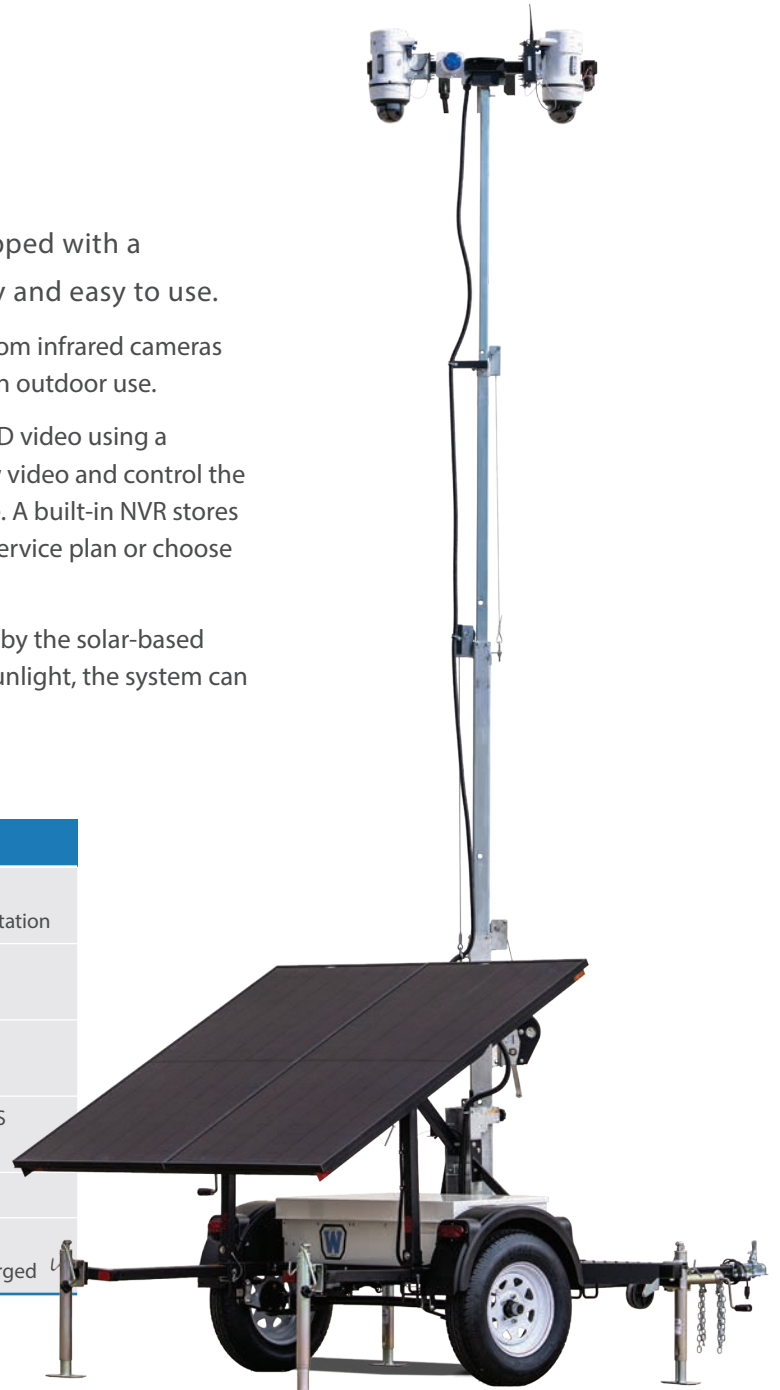
**Environmentally friendly**

The Wanco Mini Solar Surveillance System is equipped with a feature-rich camera system that's simple to deploy and easy to use.

This portable surveillance system features dual pan-tilt-zoom infrared cameras that are designed specifically for durability and reliability in outdoor use.

The system provides remote access to live and recorded HD video using a cellular or Wi-Fi® connection. Remote control lets you view video and control the pan-tilt-zoom camera from any Internet-connected device. A built-in NVR stores recorded video. For remote access, use your own cellular service plan or choose from a selection of available cellular service options.

System power is provided by batteries, which are charged by the solar-based charging system. In a typical deployment with sufficient sunlight, the system can run continuously and independently year-round.



## Brief specifications

Cameras	Two outdoor IP-network cameras Cameras are day/night PTZ dome style with 360° rotation
Video	Simultaneous live, record, playback, remote access 1028 x 596 or HD 1080p resolution
Recording	Onboard solid state NVR 2TB onboard storage
Communications	High speed 4G LTE cellular modem with built-in GPS LAN Wi-Fi® connectivity, 2.4 or 5.8 GHz
Camera height	20 ft (6.1 m)
Power system	Maintenance-free batteries provide power Automatic solar-based charging keep batteries charged



View equipment movement and battery voltage with Wanco Asset Tracker. For details see page 7.

Mini Solar Surveillance  
Model WCTS-Mini

# Integrator Trailers

**Built-in power system**

**Add your own electronics**

**Provides unmanned 24/7 presence**

**Silent operation**

**Environmentally friendly**


Wanco Integrator Trailers provide a robust, dependable platform for installing your own gear.

This versatile platform lets you combine cameras, lights, recording devices, audio systems, communications, RF radios and more—anything needed for your application. Standard electrical and mechanical connectors make installing equipment simple.

Completely self-contained with its own onboard power. No external power or connections are needed and municipal infrastructure modifications are unnecessary. You can tow the system with most vehicles, and it deploys quickly and easily.

System power is supplied by batteries, which are charged automatically by the solar-based charging system. The power system operates silently and is eco-friendly. Locations with plenty of sun can see autonomous or nearly autonomous operation year-round depending on equipment power demands.

Built-in security features include Nycoil® cable protection on taller towers and high-security battery boxes. The control box door has a three-point latch and accepts a user-supplied padlock.



## Brief specifications

Tower	Telescoping tower rotates nearly 360 degrees
Equipment mounts	Multiple pendant mounts 1½-inch NPT fittings are standard, others are optional
Wiring	Multiple Cat 5e cables and 16/2 power cable are standard, other cables are optional
Power system	Battery-powered, wired for 24 volts DC Automatic solar-based charging system Hybrid with diesel backup is optional on large trailers

Solar Integrator Trailer, 1600 watt solar  
Model WCTS-MM-1600W Integrator

## Solar Integrator

### Base platform

All-welded structural steel frame with folding drawbar for compact storage

Telescoping 24-foot tower rotates nearly 360 degrees

30-foot tower is optional

Manual hand-operated tower winch is standard

Power winch is optional

Multi-pendant mount with four arms is standard, includes 1½-inch NPT fittings, accepts up to six arms

Mounting options include extra arms, flat-plate mounts, alternate NPT fittings

Nycoil cable protection

Five Cat 5e cables and one 16/2 power cable are standard

Alternate cables are optional

AC power inverter included

### Power system

12 Vdc AGM batteries wired for 24 volts, AC-charger included

800 W solar model has a 400 Ah battery bank in one battery box

1600 W solar model has a 800 Ah battery bank in two battery boxes

Solar array tilts from horizontal up to 70 degrees with dual electric actuators

Smart MPPT solar charge controller is standard

Battery monitor provides local access for viewing the most useful power-system information in real time

Bluetooth® mobile app for remote monitoring of power system

### Control box

Electronics are housed in a lockable weathertight enclosure

Enclosure interior is back-plate ready for installation of your electronics

Aluminum enclosure measures 24 inches square and 10 inches deep

Three-point latch accepts user-supplied padlock

## Mini Solar Integrator

### Base platform

All-welded structural steel frame with folding drawbar for compact storage

Telescoping 20-foot tower with manual winch rotates nearly 360 degrees

Two pendant mounts include 1½-inch NPT fittings

Multi-pendant mount with Nycoil cable protection is optional

Alternate NPT fittings are optional

Three Cat 5e cables and one 16/2 power cable are standard

Alternate cables are optional

AC power inverter optional

### Power system

12 Vdc AGM batteries wired for 24 volts, AC-charger included

730 W solar array

400 Ah battery bank in one battery box

Solar array tilts from horizontal to nearly vertical with manual hand-crank

Smart MPPT solar charge controller is standard

Battery monitor provides local access for viewing the most useful power-system information in real time

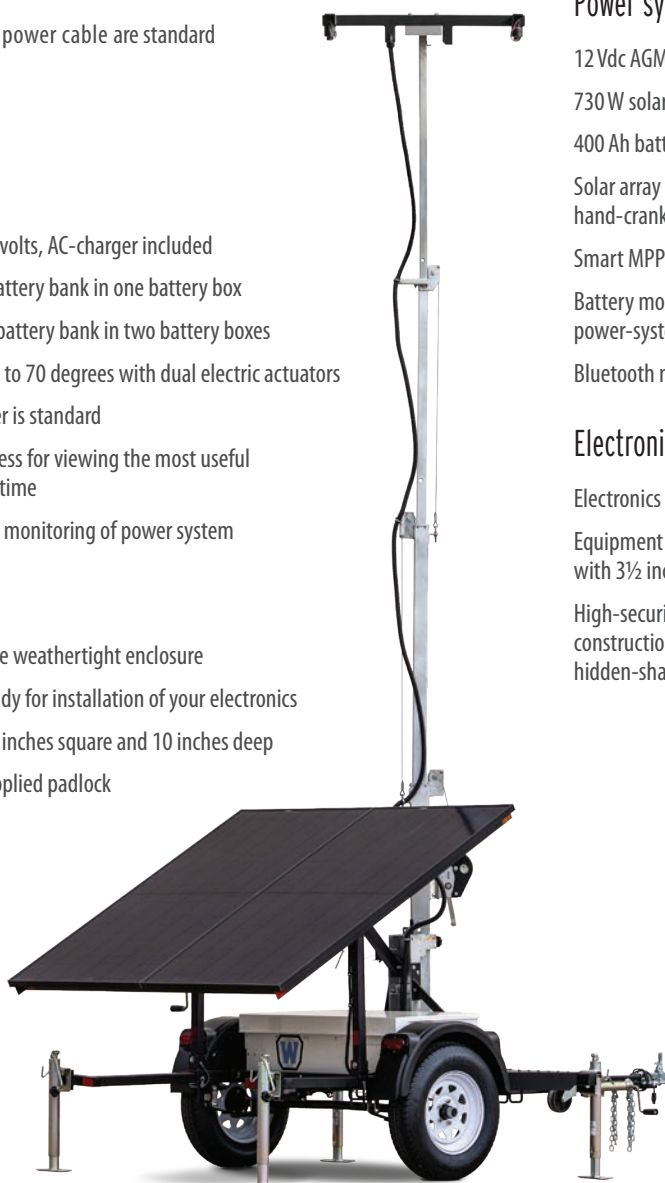
Bluetooth mobile app for remote monitoring of power system

### Electronics

Electronics and controls are housed in the battery box

Equipment mounting tray is 15 inches deep by 30 inches wide with 3½ inches clearance height

High-security battery box features heavy-gauge steel construction, a hinged top panel with hidden hinges and two hidden-shackle puck locks



Mini Solar Integrator  
Model WCTS-Mini Integrator



View equipment movement and battery voltage with Wanco Asset Tracker. For details see page 7.

# LED Balloon Light

Glare-free 360° illumination

Reduced and diffused shadows

13-foot balloon height

Integrated protective cover

Easy to move and deploy

Wanco Balloon Lights are perfect for nighttime operations by fire rescue, EMS, police and military.

The Wanco Balloon Light provides diffused light that reduces shadows and eliminates glare, making night work safer and easier on the eyes.

Portable and simple to use, the balloon and tripod stand collapse for easy hand carry. Setup is just as easy, and no tools are needed.

A hand-operated winch raises the tower. The light goes on and the balloon inflates with a single switch. The light operates at any height. Just plug it into any AC power source and turn it on.



## Common applications

- Checkpoints
- Road blocks
- Special events
- Traffic direction
- Accidents
- Crime scene investigations
- Border incidents
- Search and rescue command
- Base camps
- Natural disasters

### Physical specifications

Deployed footprint	50×59 in	(127×150 cm)
Deployed height, max.	13 ft 10 in	(4.17 m)
Balloon size, inflated, W × H	40×29 in	(100×73 cm)
Balloon weight, approx.	22 lb	(10 kg)
Tripod weight, approx.	27 lb	(12 kg)

### Light and power

Light type	LED
Luminous flux*	65,000 lumens, 360° beam angle
Power draw*	650 watts
Input voltage	120Vac

\*Subject to change with technology advancements.

Balloon Light with Tripod Stand  
Model WES-B

# Solar Light Towers

**Silent operation**

**Four LED lights on 20-foot tower**

**Automatic and manual operating modes**

**Battery powered with automated solar charging**

**Maintenance-free AGM batteries**

Wanco Solar Light Towers provide light instantly—without noise and without an external power supply.

Powered by batteries that are charged by an automated solar-based charging system, these eco-friendly light towers are silent, produce no fumes and require virtually no maintenance. During daylight hours the sun charges the batteries, and at night the lights use battery power to light up a large area.

LED lighting is ideal for emergencies, including traffic accidents, search and rescue operations, firefighting and natural disasters. Wanco Solar Light Towers use highly efficient LEDs that are surprisingly bright. The Economy Model illuminates sites up to 8,200 square feet. For larger areas, our feature-rich Programmable Models offer brighter lights, scheduled operation and sophisticated power management.

## Economy Model\*

Physical		
Deployed footprint, L x W	183 x 87 in	(465 x 221 cm)
Operating height, max.	20 ft	(6.1 m)
Traveling height	108 in	(273 cm)
Weight, approx.	1960 lb	(889 kg)
Lights and power		
Lights	Four adjustable LED fixtures	
Luminous flux†	8715 lm per fixture 34,860 total lumens	
Coverage area**	8200 sq ft (762 m <sup>2</sup> ) 0.1883 acres	
Power draw†	60 W per fixture	
Batteries†	400 Ah total capacity	
Solar input†	730 W	

\*For Programmable Model specifications, visit [wanco.com](http://wanco.com) or contact the factory.

†Subject to change with technology advancements.

\*\*Total coverage ≥ 0.5 fc with lights at 20 feet and fixtures tilted 15° down from vertical.



Economy Solar Light Tower  
Model WLTS-SM



View equipment movement and battery voltage with Wanco Asset Tracker. For details see page 7.

# Diesel Light Towers

Choose LED or metal halide lights

LEDs are maintenance-free

Fast, easy deployment

Lights operate at any height

Easy to transport and deploy

Wanco Diesel Light Towers provide an independent light source for road blocks and checkpoints, emergency response, public events and more.

Portable lighting is ideal for wide-area outdoor lighting in a variety of applications, including DUI checkpoints, accident investigations, emergency response and more.

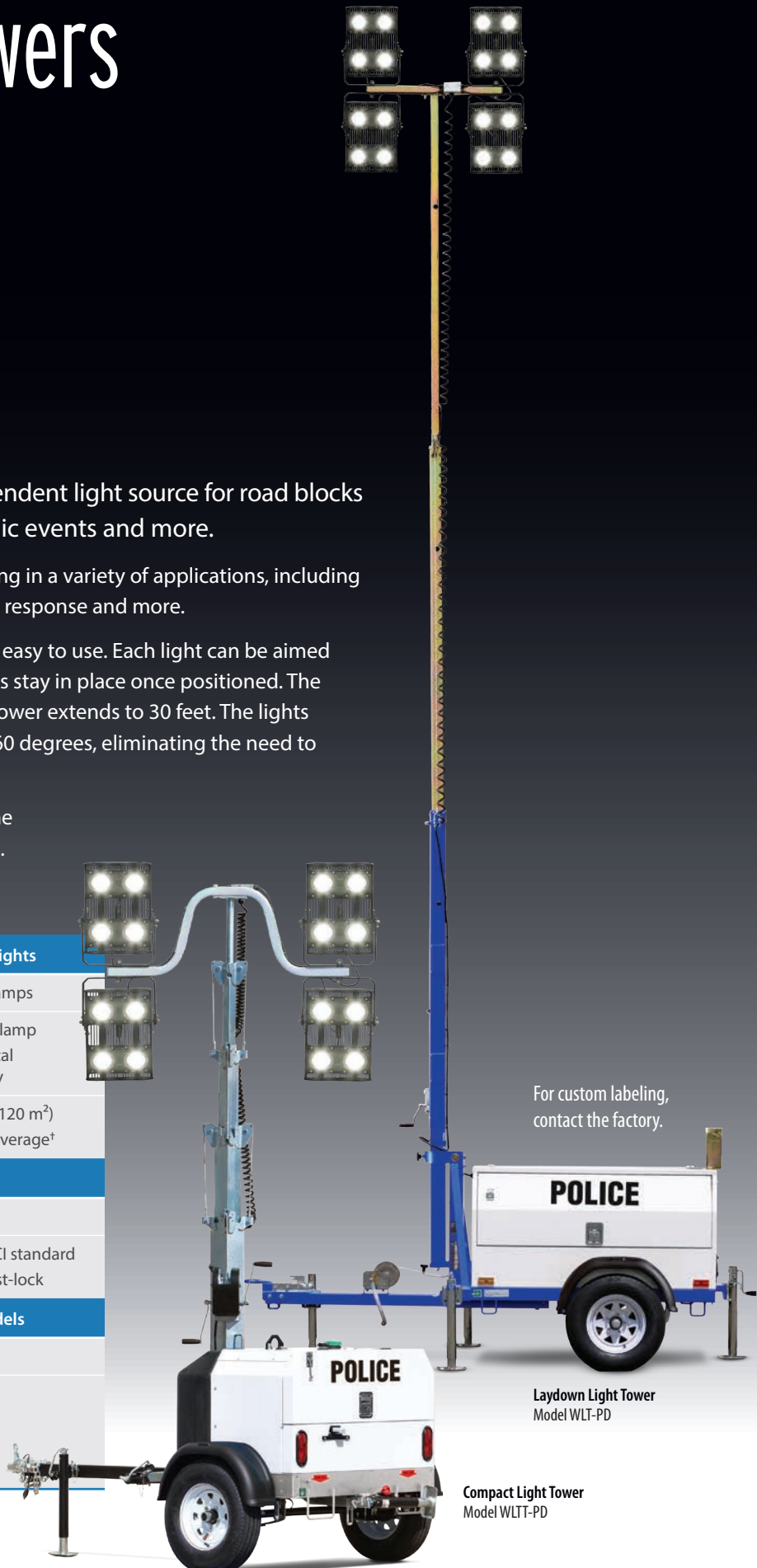
These light towers are durable, highly functional and easy to use. Each light can be aimed independently without the use of tools, and the lights stay in place once positioned. The compact tower rises up to 24 feet, and the laydown tower extends to 30 feet. The lights operate at any height and the tower rotates nearly 360 degrees, eliminating the need to move the trailer.

Power is provided by a rugged industrial diesel engine paired with a large fuel tank to ensure long run times.

350W LED lights*	480W LED lights*	Metal halide lights
Four 350W fixtures	Four 480W fixtures	Four 1000W lamps
52,525 lm per fixture 210,100 total lumens*	61,205 lm per fixture 244,820 total lumens*	86,850 lm per lamp 347,400 lm total initial intensity
30,290 sq ft (2815 m <sup>2</sup> ) 0.6954 acre coverage**	33,175 sq ft (3080 m <sup>2</sup> ) 0.7616 acre coverage**	33,575 sq ft (3120 m <sup>2</sup> ) 0.7707 acre coverage†
Output power	6 kW models	8 kW models
Output	6.0kW	7.5kW
Receptacles	One 120V GFCI	One 120V GFCI standard One 240V twist-lock
Operation	Compact models	Laydown models
Fuel tank capacity	60 gal (227 L)	30 gal (114 L)
Run time, approx.		
350W LED	240 hrs	120 hrs
480W LED	190 hrs	97 hrs
1000W metal halide	120 hrs	62 hrs

\*Subject to change with technology advancements.

†Total coverage ≥ 0.5 ac with lights at 24 feet and fixtures tilted 15° down from vertical.  
For coverage with 30 foot laydown tower, visit wanco.com.



For custom labeling,  
contact the factory.

Laydown Light Tower  
Model WLT-PD

Compact Light Tower  
Model WLTT-PD

# Generator Light Towers

**Towable 12kW or 23kW generator**

**Reliable power for mobile operations**

**Fast, easy deployment**

**Aim lights individually**

**Connections for auxiliary fuel tank**

Wanco Generator Light Towers do double duty as powerful mobile generators and full-featured LED light towers.

These high-intensity LED light towers also provide a source of dependable portable power for emergency operations. The lights and tower rotate even when extended, and each light can be aimed independently. The always vertical tower is easy to raise and lower with a single power winch, and the lights operate at any height.

The system includes an easy-to-use digital controller with a wide range of features and functions, including event logging and auto-start.

Exceptional power efficiency and low fuel consumption create a smaller carbon footprint compared with other diesel light towers. Environmental protections include integral sound attenuation for superior noise reduction and built-in fluid containment to protect against ground contamination from leaks, spills and drips.



Mobile Generator Light Tower, 23 kW prime power  
Model WSP25-LT

Output power	12 kW model	23 kW model
Prime rating	11.9 kW	23 kW
Voltages	120/240	120/240, 120/208, 277/480
Fuel tank capacity	50 gal (190 L)	60 gal (227 L)
Run time, continuous*	185 hrs @25% load 92 hrs @50% load 46 hrs @100% load	108 hrs @25% load 54 hrs @50% load 27 hrs @100% load
Lights	12 kW model	23 kW model
Lights	Four 350W fixtures	Four 480W fixtures
Luminous flux†	52,525 lm per fixture 210,100 total lumens*	61,205 lm per fixture 244,820 total lumens
Coverage area**	30,290 sq ft (2815 m <sup>2</sup> ) 0.6954 acre coverage*†	33,175 sq ft (3080 m <sup>2</sup> ) 0.7616 acre coverage

\*Approximate run times, generator only.

†Subject to change with technology advancements.

\*\*Total coverage ≥ 0.5 fc with lights at 24 feet and fixtures tilted 15° down from vertical.




Wanco headquarters and 265,000 square-foot factory located in Arvada, Colorado.

Wanco is your trusted source for best in class products that are easy to use. With unique features, superior functionality and outstanding versatility and dependability, Wanco products continue to deliver exceptional value for all our customers.


Since 1984, Wanco has been a leading manufacturer of traffic control and emergency response products for public safety. Industry leadership is more than just selling the most equipment. It means serving the public good, exercising responsibility and setting an example of excellence in every aspect of business. At Wanco, we are committed to our role as an industry leader.


### Distributed By:




# MS FOSTER

SERVING THE TRANSPORTATION INDUSTRY

 (219) 879-9225

 (888) 452-4053

 (219) 873.4034

 SALES@MSFOSTER.COM

 WWW.MSFOSTER.COM