

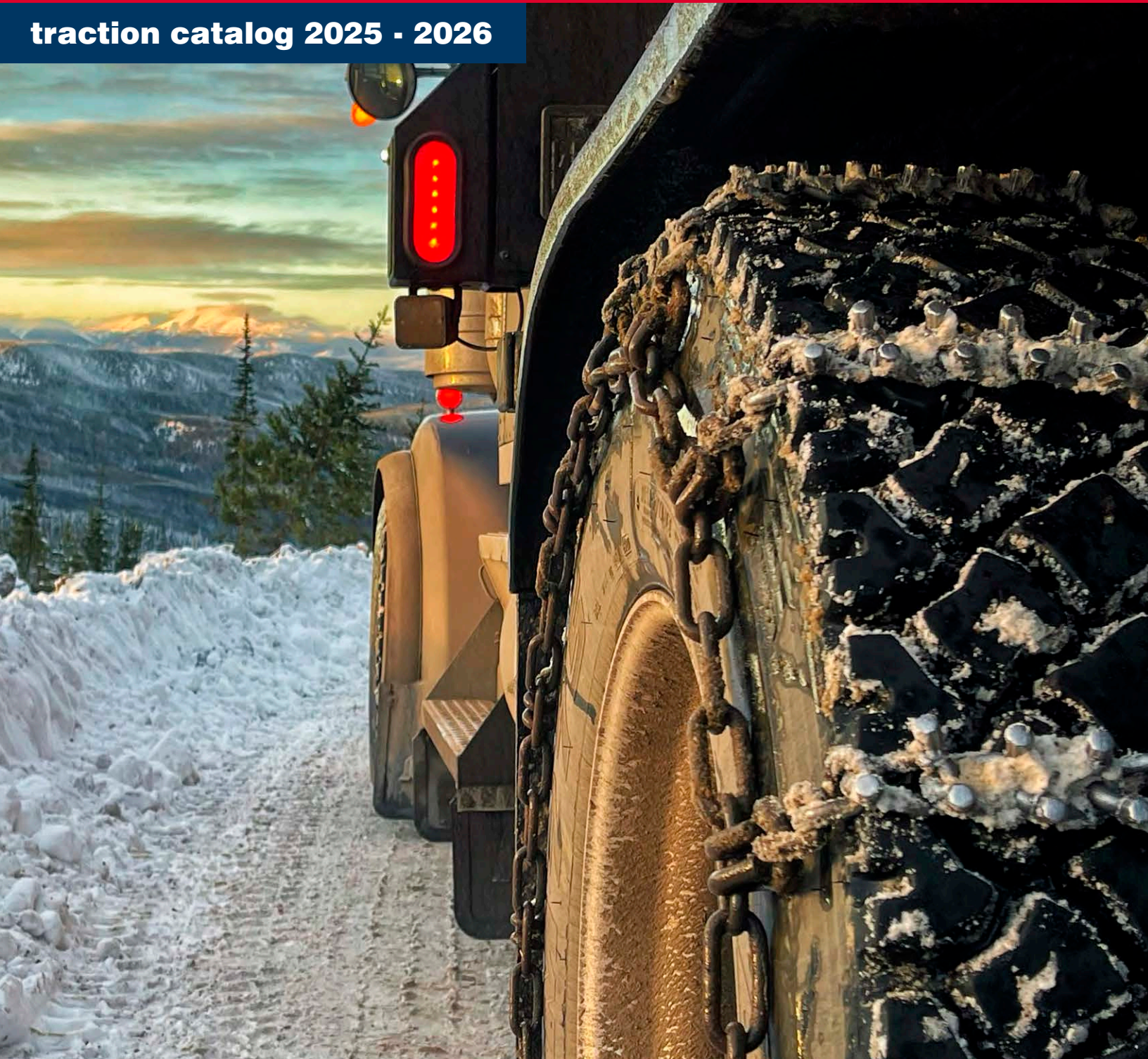


pewag

MADE IN THE USA

www.pewag.us

traction catalog 2025 - 2026



We are part of the **pewag group**

pewag snow chains is part of an internationally operating group of companies. Our success story goes back to the year 1479.

WHAT DRIVES US

Through our entrepreneurial spirit - shaped by the joy of innovation - we strive to offer the best solutions for the market. Today and in the future.

The high quality of our brands, products and services, as well as the passionate commitment of our employees are our most valuable assets to exceed customer expectations and to live up to our corporate responsibility towards people and environment.

LEADING TO EXCELLENCE



striving for excellence in **QUALITY**

The values of the pewag group brands are demonstrated by our first-class quality and continuous innovation. You can rely on us.



striving for excellence in **RESPONSIBILITY**

Our goal is CO₂ neutral production by 2030. We live sustainable and fair partnerships and an open way of working together. We take on social as well as environmental responsibility.



striving for excellence in **ENTREPRENEURSHIP**

Through the specific expertise of each individual and decentralized responsibilities, we ensure healthy growth and a sustainably successful future.



striving for excellence in **TECHNOLOGY**

We ensure our technological strength by striving for quality, continuous improvement and innovation of our products and production processes.

FROM AUSTRIA...



1479

First documentary mention of the forge

1787

Foundation of the chain forge in Kapfenberg

1803

Foundation of the location in Graz

1836

Establishment of an iron casting plant in Brückl

1912

Production of the first pewag snow chain

2009

pewag develops into an international group of companies

2021

Extensive investment in renewable energies. Goal: CO₂ neutral production by 2030

...ACROSS THE GLOBE

100⁺

Countries

45

Sales partners

18

Production sites

15⁺

Brands



History of the pewag group

Advantage through tradition

The history of pewag group goes back to the 15th century and therefore makes us the oldest chain manufacturer worldwide. With our experience we are ready for the future.

Timetable of important events

- 1479** First documented references of a forging plant in Brückl
- 1787** Foundation of a chain forgery in Kapfenberg
- 1803** Foundation of a chain forgery in Graz
- 1836** Establishment of an iron casting plant in Brückl
- 1912** Production of the first snow chain worldwide
- 1923** Merger of plants in Graz and Kapfenberg – creating the name “pewag”
- 1972** Foundation of a sales company in Germany
- 1975** Foundation of a sales company in the USA
- 1993** Foundation of pewag austria GmbH
- 1994** Foundation of the first subsidiary in Czech Republic
- 2005** Reorganization into 2 groups:
Schneeketten Beteiligungs AG Group – Snow Chains
pewag austria GmbH Group – Technical Chains
- 2009** Acquisition of Chaineries Limousines S.A.S.
- 2014** Manufacturing starts in Pueblo, CO - USA
- 2015** Acquisition of König Chain Italy into pewag group
- 2017** Merger of snow chain division from pewag, Inc. with the production team at pewag Traction Chain, Inc.
- 2021** Acquisition of Wallingford's/BABAC into pewag group to complete pewag's global forestry product range



Lithography forging plant Brückl 1855



Anchor chain forgery 1878



Chain forgers 1956

Areas of application

pewag offers a substantial and diverse spectrum of products and services



Traction chains



Tire protection chains



Industrial chains



Engineering



ISO 50001:2018
ISO 14001:2015
ISO 9001:2015

pewag Schneeketten GmbH
Kettenwerk 1
9371 Brückl
+43 505011 – 0



pewag Traction Chain, Inc.
190 Greenhorn Drive
Pueblo, CO 81004
(800) 445-2895



pewag Traction Chain, Inc.
3825 Cincinnati Avenue
Rocklin, CA 95765
(800) 445-2895

Content

passenger class “S”	
snox pro	6
servo	6
light truck, SUV & 4WD	
studded ladder	8
zig-zag pattern	8
starwave ladder	9
brenta-c SUV	9
snox SUV	10
servo SUV	10
heavy truck & trailer	
studded ladder	12
starwave ladder	13
heavy duty chain	13
cervino CL	14
austro super ASV	14
zig-zag pattern	15
zig-zag studded	15
loader, grader & tractor	
starwave ladder	18
zig-zag pattern	18
universal ED	19
doppelspur	20
powernet	21
erzberg ED	22
skid steer, ATV & small equipment	
skid steer ladder	24
skid steer doppelspur	24
ATV & UTV	25
forklift & small equipment	25
parts & accessories	
end hooks, levers, clevis fasteners	28
bulk cross chain	29
bulk side chain	29
cam chain, cams	29
cross chain hooks	30
cross chain assemblies	30
repair links, quick links, shackles	31
emergency chains	31
universal/erzberg parts, pin locks	32
adjusters, pliers, chain tools	33
fit guide	
passenger, crossover & SUV	36
light truck, SUV & 4WD	39
heavy truck & trailer	47
loader, grader & tractor	52
technical data	
chain specifications	58
wire diameter & link specifications	61

pewag chains are the strongest chains for each area of application

With our determination to innovate, we design snow chains that guarantee maximum safety and confidence in every situation.

pewag snow chains can not only be used during inclement weather conditions; but are also well suited for all different seasons and ground surfaces. When found on impassable terrain; equipment operators and drivers alike, rely on pewag's renowned quality and strength.

pewag is the leading supplier of traction chains around the world.

As a technology leader; we offer innovative, reliable, and proven solutions for the most demanding applications.

passenger class "S"

content

snox pro
servo

6
6



pewag snox PRO

s(nox)olution! pewag snox pro is the only snow chain that is not mounted, but snoxed!

No rings, no hooks, no re-tensioning - snow chain mounting has never been so easy. At a given speed, the pewag snox system locks the ring - and ideal tensioning of the chain is regulated automatically. When the vehicle stops, the ring is released again and you can simply pull the chain off the tire. For an even quicker removal of the chain, pewag snox is additionally equipped with the patented quick-release latch system.

- High quality chain with innovative technology
- pewag snox system tensions the chain automatically
- Always pre-fit chains before use



Mounting Video



pewag servo

Sporty, thrilling, and durable.

pewag servo was developed for vehicles with high powered engines and offers the ease of stationary mounting and reliability under all conditions. Due to its low profile pattern for class "S" applications; pewag servo allows for vehicle clearance, perfect traction, and a long life span.

- High quality chain with innovative technology
- pewag servo ratchet tensions the chain automatically
- Always pre-fit chains before use



Mounting Video



light truck, SUV & 4WD

content

studded ladder	8
zig-zag pattern	8
starwave ladder	9
brenta-c SUV	9
snox SUV	10
servo SUV	10



pewag[®] studded ladder

Aggressive off-road traction on demand.

pewag's revolutionary 8-sided *starStud*[®] design is proven to outlast and outperform the competition. Breaking the mold of conventional round studs; pewag's 8-sided *starStud*[®] allows for a deeper hardening on each individual piece. This chain is engineered for the most aggressive off-road applications. Built to last, and Made in USA!

- Can be custom built to any tire size, with or without cams
- Always pre-fit chains before use



Recommended Adjuster



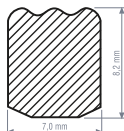
Front View

pewag[®] zig-zag pattern

Proven design with optimum traction.

The alternating pewag zig-zag pattern chain for trucks that demand high traction but also want a smooth and stable ride. This chain performs on or off road, and is suitable for any application while maintaining a low profile.

- Cross chain replacements available
- Can be custom built in many sizes
- Always pre-fit chains before use



Front View

pewag starwave ladder




The standard of quality; pewag square link.

pewag nickel manganese alloy square link tire chains wear up to 8 times longer than conventional twist link tire chains while giving you up to 32% more traction. Our ladder style chain features both a cam (SC) or non-cam (S) side chain for every driver preference.

- Made using pewag premium alloy
- Can be reversed for better wear and longer life
- Always pre-fit chains before use



Available in Duals



Recommended Adjuster

pewag brenta-c^{SUV}



Simply strong and reliable.

pewag brenta-c configuration allows for easy and fast mounting of this chain in adverse conditions. Ideal for larger SUV and 4x4 capable vehicles. From the city, to the mountains, brenta-c chains are truly a link above the rest.

- Always pre-fit chains before use

Front View



pewag snox SUV

s(nox)olution! pewag snox SUV is the only snow chain that is not mounted, but snoxed!

No rings, no hooks, no re-tensioning - snow chain mounting has never been so easy. At a given speed, the pewag snox system locks the ring - and ideal tensioning of the chain is regulated automatically. When the vehicle stops, the ring is released again and you can simply pull the chain off the tire. For an even quicker removal of the chain, pewag snox is additionally equipped with the patented quick-release latch system.

- High quality chain with innovative technology
- Class "S" clearance approved
- pewag snox system tensions the chain automatically
- Always pre-fit chains before use



Mounting Video



Front View

pewag servo SUV

Sporty, thrilling, and durable.

pewag servo was developed for vehicles with high powered engines and offers the ease of stationary mounting and reliability under all conditions. Due to its low profile pattern for class "S" applications; pewag servo allows for vehicle clearance, perfect traction, and a long life span.

- High quality chain with innovative technology
- Class "S" clearance approved
- pewag servo ratchet tensions the chain automatically
- Always pre-fit chains before use



Mounting Video



Front View

heavy truck & trailer

content

studded ladder	12
starwave ladder	13
heavy duty chain	13
cervino CL	14
austro super ASV	14
zig-zag pattern	15
zig-zag studded	15



Aggressive off-road traction on demand.

pewag's revolutionary 8-sided *starstud* design is proven to outlast and outperform the competition. Breaking the mold of conventional round studs; pewag's 8-sided *starstud* allows for a deeper hardening on each individual piece. This chain is engineered for the most aggressive off-road applications, ideally forestry, oil fields, and ice road trucking. Now Made in USA!

•Always pre-fit chains before use



starstudTM



Regular Spacing



2 Link Spacing

Levers

Stock No.	Replacement Lever Assembly
USA8260 7ST	7mm Lever Kit
USA8260 8ST	8mm Lever Kit

Available in:


- 7mm and 8mm premium high-grade alloy
- Cam(SC) & Non-Cam(S)
- Singles, Wide Base, & Duals
- 2 Link and 4 Link Spacing
- Lightweight Studded Hybrid



Close-up star stud design



Available in Duals



Recommended Adjuster

pewag starwave ladder




The standard of quality; pewag square link.

pewag nickel manganese alloy square link tire chains wear up to 8 times longer than conventional twist link tire chains while giving you up to 32% more traction. Our ladder style chain features both a cam (SC) or non-cam (S) side chain for every driver preference.

- Made using pewag premium alloy
- Can be reversed for better wear and longer life
- Proudly made in Pueblo, Colorado
- Always pre-fit chains before use



Super Single/Wide Base



Recommended Adjuster

pewag heavy duty chain



Extra heavy duty traction for deep mud.

Oversized cross chain, combined with heavier side chain, deliver maximum traction in extreme conditions. Made only from pewag premium alloy square link for extended wear and strength. Quality you can trust and rely on, every time.


- Made with cam (SC) or non-cam (S) locking side chain
- Always pre-fit chains before use

Need a special heavy duty 8.2MM chain?

We can build to any spec for any tire upon request!



Available in Duals



Recommended Adjuster

pewag cervino CL

The standard chain for medium-weight.

The proven and popular pewag cervino (CL) is the standard chain for medium-weight utility vehicle use. Due to its light weight and tension chain, this chain can be easily mounted on the vehicle. Made using our brilliant 7mm square link titanium alloy steel for lasting wear. CL chains perform at their peak on or off-road, maintain a low profile and are suitable for any application.

• **Always pre-fit chains before use**



Mounting Video



Cross chain replacements and spare parts are available

pewag austro super ASV

Strength for heavy-duty vehicle use.

pewag austro super verstaerkt (ASV) pattern chain has been engineered to stand up to the most severe conditions where traction is a must. This design provides exceptional lateral and braking traction. pewag ASV chains are depended upon for professional use on heavy duty utility vehicles on or off-road. Welded rings connect the chain mesh to the side chain, which guarantee a long life span. The latest starwave® innovation provides additional grip and a longer life. Easy mounting, with hassle free traction when you need it.

• **Always pre-fit chains before use**

Available in: **7mm & 8.2mm**



Cross chain replacements and spare parts are available

pewag zig-zag pattern




Proven design, optimum traction.

The alternating pewag zig-zag pattern chain for trucks that demand high traction but also want a smooth and stable ride. This chain performs on or off road, and is suitable for any application while maintaining a low profile.

- Can be custom built in many sizes
- Cross chain replacements available
- Always pre-fit chains before use



Tread View



Recommended Adjuster

pewag zig-zag studded




The chain for heavy-duty vehicle use.

The alternating pewag zig-zag studded chain for trucks that demand high traction in the harshest conditions. Our zig-zag design can be built for any application and performs great on or off-road while maintaining a smooth and stable ride.

- Can be custom built in many sizes
- Cross chain replacements available
- Always pre-fit chains before use



Tread View



Recommended Adjuster



loader, grader & tractor

content

starwave ladder	18
zig-zag pattern	18
universal ED	19
doppelspur	20
powernet	21
erzberg ED	22



pewag loader, grader & tractor


For Plows, Scrapers, Loaders, Graders, Backhoes & Tractors.

We manufacture and assemble the strongest chains for any application with trusted traction for snow removal and agriculture machinery. All made from pewag nickel manganese alloy square link; guaranteed to last longer and outperform conventional twist link.

- Can be reversed for better wear and longer life
- Can be custom built to any tire size
- Cross chain replacements available
- Always pre-fit chains before use



Available in wire diameter:
8.2mm, 10mm & 12mm



Recommended Adjuster



Optional swivel hook



Optional SP hook



USA Ladder 4-Link



USA Ladder 2-Link



USA Zig-Zag Pattern



Net chain for high traction demand.

Available in **NEW** wire diameters:
7.3mm, 8.5mm, 10.5mm & 12.5mm

The reinforced version of the popular universal chain now comes with welded wear bars added to the 3-Link design, providing wear resistance and durability that is unmatched. The addition of these wear bars, made of pewag strengthened steel, significantly increase grip, stability, and life span of these chains. The universal chain mesh design provides great wear resistance and smoother riding.

• **Always pre-fit chains before use**



Mounting Video



TITANGrip®



Square pattern and reliable performance.

The proven and popular square pattern is ideal for tractor/equipment tires with directional tread to ensure maximum surface contact during use. Doppelspur's unique welded pattern construction, with floating link made from pewag premium components, guarantee reliable performance in even the toughest conditions. Intuitive tension chain system maintains proper chain position throughout.

- Can be reversed for better wear and longer life
- Always pre-fit chains before use



Available in wire diameter:
5.6mm, 7mm & 8.2mm
*not all 7mm sizes are link-over design



Mounting Video



TITAN Grip®



Doppelspur Light





All-around net chain for many uses.

The robust pewag power net is ideal for standard applications on tractors and other equipment. Whether clearing snow or traveling off-road and in the forest. The welded on wear elements ensure optimum grip on any surface. Thanks to an intuitive tire fit, the chain is quickly mounted and ready for use.

- **8.5mm** net chain is made with **10.5mm** star studs, welded wear-bars, and welded rings.
- **10.5mm** net chain is made with **12mm** star studs, welded wear-bars, and welded rings.
- **Always pre-fit chains before use**



TITAN^{Grip}®



Triple net chain for extreme traction.

pewag erzberg features a densely meshed net-style chain in a robust welded ring version. This design offers improved grip matched with tire protecting properties. The forged closing hooks reduce noise and ensure quiet running in operation. All around very reliable chain which is easy to handle and can withstand the harshest conditions.


•Always pre-fit chains before use



Available in wire diameters:
10.5mm & 12.5mm



Mounting Video



TITAN Grip®



skid steer, ATV & small equipment

content

skid steer ladder	24
skid steer doppelspur	24
ATV & UTV	25
forklift & small equipment	25



Add stability and strength to your plowing equipment.

A reliable, lasting traction solution for skid steer equipment. Whether it's plowing snow 24 hours a day, or getting materials around that muddy job site; pewag chains take you where you need to go.

- Can be custom made for any skid steer size
- Always pre-fit chains before use

Tire Size	USA Ladder 4-Link	USA Ladder 2-Link	Powernet Studded	Doppelspur	Doppelspur Light
	Stock No.	Stock No.	Stock No. NEW!	Stock No. NEW!	Stock No. NEW!
10 x 16.5	USASSE10165-4	USASSE10165-2	--	D 103 7*	--
12 x 16.5	USASSE12165-4	USASSE12165-2	PN 114 8	D 115 7	DSL 3006
14 x 17.5	USASSE14175-4	USASSE14175-2	--	D 127 7	DSL 14.00-17.5
27 x 8.5-15	USASSE10165-4	USASSE10165-2	--	--	--
31 x 12-16.5	USASSE3112165-4	USASSE3112165-2	--	--	--

*no link-over profile



USA Ladder 4-link Spacing



USA Ladder 2-Link Double Spacing



NEW!

Powernet Studded Pattern



NEW!

Doppelspur Square Pattern



Proven design, maximum traction.

Built in 2-link double spaced design to float over aggressive tread lugs for on-demand traction, while giving the operator a smoother ride. This chain performs on or off road and is suitable for any application while maintaining a low profile.

- **Can be custom built to any tire size**
- **Cross chain replacements available**
- **Always pre-fit chains before use**



Stock No.	Tire Size
USAATV610	20x8x11, 21x9x10, 21x10x12, 22x8x10, 22x8x11, 22x9x8, 22x10x9, 22x10x10, 23x7x10, 23x8x10, 23x8x11, 23x10x10, 22x9x10, 22x9x12, 23x8.5x12
USAATV612	24x8x11, 24x8x12, 26x8x12, 24x9x11, 24x9x12, 25x8x10, 25x8x12
USAATV615	22x11x8, 22x11x9, 22x11x10, 23x11x10, 23x10x12, 24x9x11, 24x9.5x10, 24x10x11, 24x10x12
USAATV618	23x10.5x12, 24x11x8, 24x11x9, 24x11x10, 24x11x12, 24x11.5x10, 24x13x9, 25x10x10, 25x10x12, 25x11x10, 25x11x12, 25x12x9, 25x12x10, 25x11x9, 22x12.5x10, 24x10.5x10, 25x10x11, 24x11.5x12, 25x10.5x12, 26x9x12, 26x10x12, 26x9x14, 255/65-12, 27x8x12
USAATV620	24x12x10, 25x12x11, 25x12x12, 26x11x12, 26x12x12, 27x11x12, 27x12x12, 27x11x14, 27x12x14, 28x10x12, 26x11x14, 25x13x9, 29x9x14, 30x10x14



Simple and functional.

Reliable traction on forklifts, small tractors, and snow blowers.

- **Always pre-fit chains before use**



Stock No.	Tire Size
USAGT710-4	18x8.5-8, 18x9.5-8, 19x9.5-8, 18x8.5-10
USAGT713-4	20x8-8, 20x8-10, 20x9.5-8
USAGT716-4	20x9-10, 20x10-8, 20x10-10, 20x9-10, 21x8-10
USAGT719-4	22x9.5-12, 23x9.5-12
USAGT722-4	23x10.5-12, 24x9.5-12, 22x11-10, 22x11-9, 22x12-8
USAGT725-4	24x12-12, 26x10-12, 26x12-12, 26x11-12
USA57012S	5.7x12
USA65010S	6.5x10
USA70012S	7.00x12
USA70015S	7.00x15
USA25015S	250x15
USA28915S	28x9x15
USA30015S	300x15



content

end hooks, levers, clevis fasteners	28
bulk cross chain	29
bulk side chain	29
cam chain, cams	29
cross chain hooks	30
cross chain assemblies	30
repair links, quick links, shackles	31
emergency chains	31
universal/erzberg parts, pin locks	32
adjusters, pliers, chain tools	33



pewag side chain speed hook



Stock No.	Trade Size	Diameter	Application	Package	Weight
318USA	3/0	.207 (13/64")	Passenger	100	3 lbs
319USA	6/0	.281 (9/32")	Light Truck	100	8.5 lbs
320USA	9/0	.375 (3/8")	Heavy Truck	100	21 lbs
324USA	11/0	.468 (15/32")	Heavy Equipment	100	25.5 lbs

pewag end hook for studded chain



Stock No.	Trade Size	Description	Application	Package	Weight
12013	7ST	USA End Hook Non-Cam	USA Studded	2	1 lbs

pewag end lever



Stock No.	Size	Application	Package	Weight
USA8230	4/0 & 6/0	Light Truck	20	3.5 lbs
USA8250	7/0	Heavy Truck	20	11.6 lbs

pewag end lever for studded chain



Stock No.	Size	Application	Package	Weight
USA8260 7ST	7/0	7mm Studded	20	10 lbs
USA8260 8ST	9/0	8mm Studded	20	21 lbs

pewag heavy equip & UNE end lever



Stock No.	Size	Application	Package	Weight
5297	11/0	UNE & ERZ	20	36 lbs

clevis end fastener



Stock No.	Type	Application	Package	Weight
312	Clevis	Small Equipment	10	4.5 lbs
317	Clevis	Heavy Equipment	10	11 lbs

pewag hardened twisted square link

Stock No.	Trade Size	Diameter	Application	Package	Weight
3008TSLUSA	8.2mm	.322 (5/16")	Truck/Equip	100'	108 lbs
3010TSLUSA	10mm	.409 (3/8")	Heavy Equip	100'	162 lbs



pewag hardened square link

Stock No.	Trade Size	Diameter	Application	Package	Weight
3003USA	3.7mm	.145(9/64")	Passenger	100'	21.2 lbs
3004USA	4.5mm	.177 (5/32")	Passenger	100'	31.2 lbs
3005USA	5.6mm	.220 (3/16")	Light Truck	100'	49 lbs
3007USA	7mm	.275 (1/4")	Truck	100'	78 lbs
3008USA	8.2mm	.322 (5/16")	Truck/Equip	100'	108 lbs
3010USA	10mm	.409 (3/8")	Heavy Equip	100'	162 lbs
3012USA	12mm	.472 (7/16")	Heavy Equip	50'	119 lbs



pewag side chain

Stock No.	Trade Size	Diameter	Application	Package	Weight
1004USA	4/0	.219 (7/32")	Light Truck	100'	35 lbs
1006USA	6/0	.281 (9/32")	Heavy Truck	100'	56 lbs
1007USA	7/0	.312 (5/16")	Truck/Equip	100'	71 lbs
1009USA	9/0	.375 (3/8")	Heavy Equip	100'	108 lbs
1011USA	11/0	.437 (7/16")	Heavy Equip	100'	138 lbs
1008USA (Hard)	7/0	.312 (5/16")	Truck/Equip	100'	68 lbs
1010USA (Hard)	9/0	.375 (3/8")	Heavy Equip	100'	104 lbs
1012USA (Hard)	11/0	.437 (7/16")	Heavy Equip	100'	141 lbs



pewag side chain with cam lock

Stock No.	Trade Size	Diameter	Application	Package	Weight
1017USA	4/0	3 cams .219 (7/32")	Light Truck	10 pcs	37 lbs
1016USA	6/0	3 cams .281 (9/32")	Heavy Truck	10 pcs	64 lbs
1019USA	7/0	3 cams .312 (5/16")	Truck/Equip	10 pcs	71 lbs



pewag cam lock

Stock No.	Trade Size	Diameter	Application	Package	Weight
5998USA	4/0	.219 (7/32")	Light Truck	10 pcs	3 lbs
5999USA	6/0	.281 (9/32")	Heavy Truck	10 pcs	7 lbs



parts & accessories

pewag cross chain hooks



Stock No.	Trade Size	Diameter	Application	Package	Weight
403USA	3/0	.207 (13/64")	Passenger	50	1.26 lbs
405USA	5/0	.250 (1/4")	Small Equipment	50	3.5 lbs
406USA	6/0	.281 (9/32")	Light Truck	50	5.5 lbs
407USA	7/0	.312 (5/16")	Heavy Truck	50	8.2 lbs
409USA	9/0	.375 (3/8")	Equipment	50	13.3 lbs
411USA	11/0	.433 (7/16")	Heavy Equipment	50	21.8 lbs

cross chain swivel hooks



Stock No.	Trade Size	Diameter	Fits	Package	Weight
507	7/0	.312 (5/16")	7mm & 8.2mm	25	6 lbs
509	9/0	.375 (3/8")	8.2mm & 10mm	25	7 lbs
511	11/0	.563 (9/16")	10mm & 12mm	25	12 lbs
5858SP	9/0	.563 (9/16")	8.2mm & 10mm	25	7 lbs

cross chain assemblies

Genuine pewag USA precut cross chain with hooks.



1

STEP 1: Find the stock number stamped on your pewag snow chain. Which may be found in different locations depending on the chain type - cam, lever, etc.

Stock No.	Weight Per Pair	Cross Chain Per 1/2 Pair	Cross Chain Stock No.
USA2221	29.5	14	USA6221
USA2226	36.0	15	USA6229
USA2228	31.0	14	USA6225
USA2229	27.0	12	USA6225
USA2233	40.0	11	USA6251
USA2237	44.0	12	USA6251
	48.0	12	USA6253
	48.0	13	USA6251
	51.0	14	USA6251
	56.0	15	USA6251

2

STEP 2: Turn to page 56 and match your stamped stock number with the cross chain stock number to order the correct replacement assembly.



3

STEP 3: Make sure you have the necessary tools, such as chain pliers (**202R**), to perform any cross chain replacements correctly and safely.

side chain repair lap link

Stock No.	Trade Size	Diameter	Application	Package	Weight
607SC	7mm	1/4"	Heavy Truck	25	2 lbs
608SC	8mm	5/16"	Heavy Truck	25	3 lbs
609SC	10mm	3/8 x 2 1/8"	Heavy Truck & Equip.	25	6.5 lbs



side chain repair quick link

Stock No.	Trade Size	Diameter	Application	Package	Weight
8005	4/0	.19 (13/64")	Light Truck	20	1.3 lbs
8006	6/0	.22 (7/32")	Light/Heavy Truck	20	1.5 lbs
8008	7/0 & 9/0	.312 (5/16")	Med/Heavy Equip	20	3.3 lbs
8010	11/0	.375 (3/8")	Heavy Equipment	20	6.0 lbs
8013	13/0	.5 (1/2")	Heavy Equipment	20	9.3 lbs



pewag repair link

Stock No.	Trade Size	Diameter	Application	Package	Weight
705	5.6mm	3/16"	Light Truck	10	0.33 lbs
707	7mm	1/4"	Heavy Truck	10	0.63 lbs
708	8.2mm	5/16"	Heavy Truck / Equip	10	1.12 lbs
710	10mm	3/8"	Heavy Equipment	10	2.11 lbs
712	12mm	7/16"	Heavy Equipment	10	3.25 lbs



pewag screw pin shackle

Stock No.	Trade Size	Working Load Limit	Application	Package	Weight
34937	3/16"	0.33T	Doppelspur 5.6 mm	each	0.01 lbs
34938	1/4"	0.50T	Doppelspur 7 mm	each	0.22 lbs
34939	5/16"	0.75T	Doppelspur 8 mm	each	0.31 lbs
34940	3/8"	0.10T	UNE 10 mm	each	0.39 lbs
34941	7/16"	1.50T	UNE 12 mm	each	0.47 lbs



pewag emergency chain

Stock No.	Fits Rim	Description	Application	Package	Weight
6083USA	19.5 - 24.5"	Twist Round w/Quick Link	Heavy Truck	pair	5.6 lbs
3007RL-44	19.5 - 24.5"	Square w/Quick Link	Heavy Truck	pair	6.2 lbs
3007LH-44	19.5 - 24.5"	Square w/Latch Link	Heavy Truck	pair	6.2 lbs





pewag connecting hook

Stock No.	Trade Size	Description	Application	Package	Weight
9008	8.2mm	Connecting Hook	8.2mm UNE & ERZ	10	3 lbs
9010	10mm	Connecting Hook	10mm UNE & ERZ	10	6 lbs
9012	12mm	Connecting Hook	12mm UNE & ERZ	10	10 lbs
21363	8.2mm	Connecting Hook w/Ring	8.2mm UNE & ERZ	10	5 lbs
84942	10mm	Connecting Hook w/Ring	10mm UNE & ERZ	10	8 lbs
88502	12mm	Connecting Hook w/Ring	12mm UNE & ERZ	10	12 lbs



pewag 3-link replacement

Stock No.	Trade Size	Description	Application	Package	Weight
9900	8.2mm	3-Link Replacement	8.2mm UNE & ERZ	10	5 lbs
9902	10mm	3-Link Replacement	10mm UNE & ERZ	10	10 lbs
9904	12mm	3-Link Replacement	12mm UNE & ERZ	10	20 lbs



pewag slit ring & coupling ring

Stock No.	Trade Size	Description	Application	Package	Weight
5073	8mm x 36mm	Slit Ring	Pattern Chains	10	2 lbs
71793	12mm x 45mm	Slit Ring	Pattern Chains	10	5 lbs
7093TC	14mm x 52mm	Slit Ring	Pattern Chains	10	7 lbs
05625	---	Coupling Ring	8.2mm UNE & ERZ	10	6 lbs
7078TC	---	Coupling Ring	10mm UNE & ERZ	10	7 lbs
7079TC	---	Coupling Ring	12mm UNE & ERZ	10	12 lbs



pewag pin locks

Stock No.	Trade Size	Description	Application	Package	Weight
18622	5mm	pewag Pin Lock	DSPUR LIGHT	10	3 lbs
87757	7mm	pewag Pin Lock	DSPUR 7MM	10	4 lbs
27657	8.2mm	pewag Pin Lock	UNE & ERZ 8MM	10	5 lbs
35326	12mm	pewag Pin Lock	UNE & ERZ 10/12MM	10	9 lbs



pin locks

Stock No.	Trade Size	Description	Application	Package	Weight
907	7mm	Pin Lock	7MM CHAIN	10	3 lbs
908	8mm	Pin Lock	8MM CHAIN	10	4 lbs
910	10mm	Pin Lock	10MM CHAIN	10	5 lbs
912	13mm	Pin Lock	12MM CHAIN	10	9 lbs

Multi-Arm Adjusters

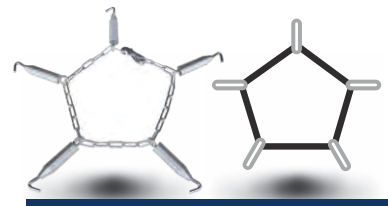
Stock No.	Description	Application	Fits Rim	Package	Weight
103L	Blue	Heavy Truck	19.5 - 24.5"	pair	1.1 lbs
105	Orange	Light Truck	16.5 - 19"	pair	0.9 lbs
107	Orange	Passenger	12 - 16"	pair	0.7 lbs
109	Black	Heavy Equipment	24 - 30"	pair	2.9 lbs



NEW!

Metal Spring & Rubber Ring Adjusters

Stock No.	Description	Application	Fits Rim	Package	Weight
98	Metal Spring	Heavy Truck	19.5 - 24.5"	pair	1.6 lbs
97	Rubber Ring	Heavy Truck	19.5 - 24.5"	pair	0.8 lbs
99	Rubber Ring	Light Truck/SUV	16.5 - 19"	pair	0.7 lbs
100	Rubber Ring	Car/SUV	12 - 16"	pair	0.6 lbs



Long Handle Chain Pliers

Stock No.	Application	Length	Package	Weight
202R	Light & Heavy Truck	30"	1	10.5 lbs




Standard Cam Tools

Stock No.	Application	Length	Package	Weight
204USA	Heavy Truck	10"	20	8.2 lbs
204LT	Light Truck	8"	20	6.8 lbs



pewag Chain Multi-Tools

Stock No.	Application	Length	Package	Weight
205	Light Truck & Heavy Truck	14"	1	1.7 lbs
207	Light Truck & Heavy Truck	14"	1	1.6 lbs





comprehensive fit guide

content

passenger, crossover & SUV	36
light truck, SUV & 4WD	39
heavy truck & trailer	47
loader, grader & tractor	52
chain specifications	58
wire diameter & link specifications	61



Tire	Rim	Self-tension				Manual	Tire	Rim	Self-tension				Manual
		Snox	Snox SUV	Servo	Servo SUV	Brenta-C			Snox	Snox SUV	Servo	Servo SUV	Brenta-C
175/70	12			RS 60			205/65	14	SXP 530		RS 68		
155/80	13			RS 60			205/70	14	SXP 540		RS 73		
155-	13			RS 60			205/75	14					XMR 73V
165/70	13			RS 60			205/80	14	SXP 560		RS 75		
165/80	13			RS 62			215/60	14	SXP 530		RS 69		
165-	13			RS 62			215/65	14	SXP 540		RS 73		
175/65	13			RS 60			215/70	14			RS 74		
175/70	13			RS 62			215/75	14	SXP 560		RS 75		
175/80	13	SXP 520		RS 64			215/80	14	SXP 560	SXV 570	RS 76	RSV 76	
175-	13			RS 64			225/55	14			RS 69		
185/55	13			RS 60			225/60	14	SXP 540		RS 73		
185/60	13			RS 60			225/70	14			RS 75	RSV 75	XMR 77V
185/65	13			RS 62			225/75	14			RS 76		
185/70	13			RS 64			225/80-	14			RS 77	RSV 77	XMR 77V
185/75	13	SXP 520		RS 64			225-	14					XMR 77V
185/80	13	SXP 530		RS 67			235/60	14			RS 74		
195/50	13			RS 60			235/70	14	SXP 570	SXV 570	RS 77		XMR 77V
195/55	13			RS 60			245/60	14			RS 75		
195/60	13			RS 62			255/60-	14	SXP 570	SXV 570	RS 76	RSV 76	
195/65	13	SXP 520		RS 64			265/60	14			RS 77	RSV 77	XMR 77V
195/70	13	SXP 530		RS 67			7.00-	15			RS 77		XMR 77V
195/75	13	SXP 530		RS 68			7.50-	15					XMR 79V
205/60	13			RS 64			27x8.5	15					XMR 81V
205/65	13	SXP 530		RS 67			30x9.5	15					XMR 80V
205/70	13	SXP 530		RS 69			30x10.5	15					XMR 80V
225/60	13			RS 67			31x10.5	15					XMR 81V
7.00-	14			RS 69			31x11.5	15					XMR 82V
145/80	14			RS 60			32x11.5	15					XMR 82V
155/70	14			RS 60			135/80	15			RS 60		
155/80	14			RS 62			145/80	15			RS 62		
165/60	14			RS 60			145-	15			RS 62		
165/65	14			RS 60			155/60	15			RS 60		
165/70	14			RS 62			155/65	15			RS 60		
165/75	14			RS 64			155/70	15			RS 62		
165/80	14	SXP 520		RS 64			155/80	15	SXP 520		RS 64		
165-	14			RS 64			165/60	15			RS 60		
175/60	14			RS 60			165/65	15			RS 62		
175/65	14			RS 62			165/70	15			RS 64		
175/70	14			RS 64			165/80	15	SXP 530		RS 67		
175/75	14	SXP 520		RS 64			175/55	15			RS 62		
175/80	14	SXP 530		RS 68			175/60	15			RS 62		
175-	14			RS 67			175/65	15	SXP 520		RS 64		
185/50	14			RS 60			175/70	15	SXP 520		RS 67		
185/55	14			RS 62			175/80	15	SXP 540		RS 69		
185/60	14			RS 62			185/50	15			RS 60		
185/65	14			RS 64			185/55	15			RS 64		
185/70	14	SXP 530		RS 67			185/60	15	SXP 520		RS 64		
185/75	14	SXP 530		RS 68			185/65	15	SXP 530		RS 67		
185/80	14	SXP 540		RS 69			185/70	15	SXP 530		RS 68		
185-	14			RS 69			185/80	15			RS 73	RSV 73	XMR 73V
195/55	14			RS 62			190/65	15			RS 69		
195/60	14	SXP 520		RS 64			195/45	15			RS 60		
195/65	14	SXP 530		RS 67			195/50	15			RS 64		
195/70	14	SXP 530		RS 68			195/55	15			RS 64		
195/80	14	SXP 550		RS 74	RSV 74	XMR 73V	195/60	15	SXP 530		RS 67		
205/50-	14			RS 62			195/65	15	SXP 540		RS 69		
205/55	14	SXP 520		RS 64			195/70	15	SXP 540		RS 73		
205/60	14	SXP 530		RS 67			195/75	15	SXP 550		RS 74	RSV 74	XMR 73V

THIS IS A GUIDE ONLY - ACTUAL FITMENT MAY VARY - ALWAYS PRE-FIT CHAINS BEFORE USE

Tire	Rim	Self-tension				Manual	Tire	Rim	Self-tension				Manual
		Snox	Snox SUV	Servo	Servo SUV	Brenta-C			Snox	Snox SUV	Servo	Servo SUV	Brenta-C
195/80	15	SXP 560		RS 75	RSV 75	XMR 74V	195/65	16	SXP 550		RS 73		
205/50	15	SXP 520		RS 64			195/80	16	SXP 560		RS 76		
205/55	15	SXP 530		RS 68			195/85	16	SXP 570	SXV 570	RS 77	RSV 77	XMR 77V
205/60	15	SXP 540		RS 69			205/40	16			RS 64		
205/65	15	SXP 540		RS 73			205/45	16	SXP 520		RS 64		
205/70	15	SXP 550		RS 74			205/50	16	SXP 530		RS 68		
205/75	15	SXP 560		RS 75			205/55	16	SXP 540		RS 73		
205/80	15	SXP 560		RS 76			205/60	16	SXP 540		RS 74		
215/50	15	SXP 530		RS 68			205/65	16	SXP 550		RS 75		
215/60	15	SXP 540		RS 73			205/70	16	SXP 560		RS 75		
215/65	15	SXP 550		RS 74			205/75	16	SXP 570	SXV 570	RS 76	RSV 76	XMR 77V
215/70	15	SXP 560		RS 75			205/80	16		SXV 570	RS 77	RSV 77	XMR 77V
215/75	15	SXP 570	SXV 570	RS 76	RSV 76	XMR 77V	215/40	16	SXP 520		RS 64		
215/80	15		SXV 570	RS 77	RSV 77	XMR 79V	215/45	16			RS 67		
215-	15					XMR 77V	215/50	16	SXP 540		RS 73		
225/45	15	SXP 530		RS 67			215/55	16	SXP 550		RS 74		
225/50	15			RS 69			215/60	16	SXP 560		RS 75		
225/55	15	SXP 540		RS 73			215/65	16	SXP 560		RS 76		
225/60	15	SXP 550		RS 75			215/70	16	SXP 570	SXV 570	RS 77	RSV 77	XMR 77V
225/65	15	SXP 560		RS 75			215/75	16		SXV 580	RS 77	RSV 77	XMR 79V
225/70	15	SXP 570	SXV 570		RSV 76	XMR 76V	215/80	16		SXV 580	RS 79	RSV 79	XMR 80V
225/75	15		SXV 580		RSV 77	XMR 77V	215/85	16			RS80		
225/80	15		SXV 580	RS 79	RSV 79	XMR 79V	220/60	16			RS 75		
225-	15					XMR 79V	225/45	16			RS 69		
235/55	15			RS 74			225/50	16	SXP 550		RS 74		
235/60	15	SXP 560		RS 75			225/55	16	SXP 560		RS 75		
235/70	15		SXV 580	RS 79	RSV 79	XMR 79V	225/60	16	SXP 560		RS 76		
235/75	15		SXV 580	RS 79	RSV 79	XMR 79V	225/65	16	SXP 570		RS 76		
245/60	15	SXP 570	SXV 570	RS 76	RSV 76	XMR 79V	225/70	16		SXV 580	RS 79	RSV 79	XMR 79V
245/70	15				RSV 79	XMR 79V	225/75	16		SXV 580	RS 79	RSV 79	XMR 77V
255/45	15					XMR 81V	235/50	16	SXP 560		RS 75		
255/55	15			RS 73			235/60	16	SXP 570		RS 77	RSV 77	XMR 77V
255/60	15		SXV 580	RS 77	RSV 77	XMR 77V	235/65	16		SXV 580		RSV 79	XMR 79V
255/70	15		SXV 580	RS80	RSV 80	XMR 80V	235/70	16		SXV 580		RSV 79	XMR 80V
255/75	15		SXV 600		RSV 81	XMR 81V	235/75	16				RSV 80	XMR 82V
255/80	15				RSV 81A	XMR 81V	235/80	16		SXV 600		RSV 81	XMR 82V
265/50	15	SXP 570		RS 76			235/85	16		SXV 600		RSV 81A	XMR 81V
265/70	15		SXV 590		RSV 80A	XMR 81V	245/45	16	SXP 550		RS 74		
265/75	15		SXV 600		RSV 81A	XMR 81V	245/50	16	SXP 560		RS 76		
275/50	15			RS 77			245/55	16	SXP 570		RS 77		
275/60	15		SXV 590		RSV 80	XMR 80V	245/60	16				RSV 79	XMR 79V
275/65	15					XMR 81V	245/70	16		SXV 590		RSV 80	XMR 80V
275/70	15				RSV 81A	XMR 81V	245/75	16		SXV 590		RSV 81	XMR 81V
6.00-	16			RS 75	RSV 75		255/50	16	SXP 570		RS 77		
6.50-	16			RS 76	RSV 76	XMR 77V	255/65	16		SXV 590		RSV 80	XMR 80V
7.00-	16				RSV 80	XMR 80V	255/70	16		SXV 600		RSV 81	XMR 81V
7.50-	16				RSV 80A	XMR 81V	265/60	16					XMR 80V
175/60	16			RS 64			265/65	16		SXV 600		RSV 81	XMR 80V
175/75	16	SXP 540		RS 73			265/70	16		SXV 600		RSV 81A	XMR 82V
185/50	16	SXP 520		RS 64			265/75	16		SXV 600		RSV 82	XMR 82V
185/55	16	SXP 520		RS 67			275/70	16		SXV 600		RSV 82	XMR 82V
185/60	16	SXP 530		RS 67			205/40	17	SXP 530		RS 67		
185/75	16	SXP 550		RS 74			205/45	17	SXP 530		RS 68		
185/80	16			RS 75			205/50	17	SXP 540		RS 73		
195/45	16			RS 64			205/55	17	SXP 550		RS 74		
195/50	16	SXP 520		RS 67			215/40	17	SXP 530		RS 68		
195/55	16	SXP 530		RS 68			215/45	17	SXP 540		RS 69		
195/60	16	SXP 540		RS 69			215/50	17	SXP 550		RS 74		

THIS IS A GUIDE ONLY - ACTUAL FITMENT MAY VARY - ALWAYS PRE-FIT CHAINS BEFORE USE

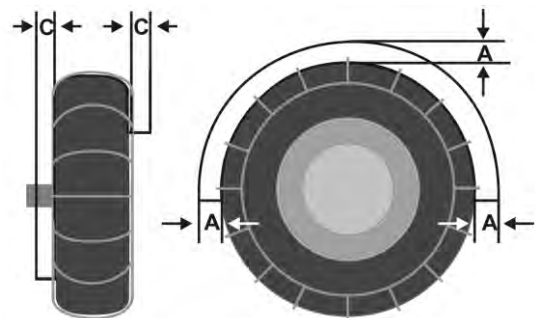
	Rim	Self-tension				Manual
		Snox	Snox SUV	Servo	Servo SUV	Brenta-C
215/55	17	SXP 560		RS 75		
215/60	17	SXP 560		RS 77		
215/65	17			RS 77		
225/40	17	SXP 540		RS 69		
225/45	17	SXP 550		RS 74		
	17	SXP 560		RS 75		
225/55	17	SXP 560		RS 76		
225/60	17	SXP 570	SXV 570	RS 77	RSV 77	
225/65	17		SXV 580	RS 79	RSV 79	XMR 79V
225/70	17		SXV 580		RSV 79	XMR 80V
235/40	17	SXP 540		RS 74		
235/45	17	SXP 550		RS 74		
235/50	17	SXP 560		RS 76		
235/55	17	SXP 570		RS 77		
235/60	17		SXV 580		RSV 79	XMR 79V
235/65	17		SXV 580	RS80	RSV 80	XMR 80V
235/70	17			RS80		
245/40	17	SXP 550		RS 74		
245/45	17	SXP 560		RS 75		
	17			RS 77		
245/55	17			RS 79		
245/65	17		SXV 590	RS80	RSV 80A	XMR 80V
245/75	17				RSV 81A	XMR 82V
255/40	17	SXP 560		RS 75		
255/45	17	SXP 570		RS 76		
	17		SXV 580	RS 79	RSV 79	XMR 79V
255/60	17		SXV 590		RSV 80A	XMR 80V
255/75	17					XMR 82V
265/40	17	SXP 570		RS 76		
265/70	17				RSV 82	XMR 82V
275/55	17		SXV 600		RSV 81	XMR 80AV
	17		SXV 600		RSV 81A	XMR 81V
8.00-	17.5				RSV 80	XMR 80V
8.50-	17.5				RSV 81	XMR 81V
205/65	17.5			RS 76	RSV 76	XMR 76V
205/70	17.5			RS 77	RSV 77	XMR 79V
205/75	17.5		SXV 580	RS 79	RSV 79	XMR 79V
215/55	17.5			RS 76		
215/75	17.5			RS80		
225/55	17.5			RS 76	RSV 76	XMR 77V
225/75	17.5				RSV 80A	XMR 81V
235/75	17.5				RSV 81A	XMR 82V
	17.5					XMR 82V
255/40	17.5					XMR 77V
255/55	17.5					XMR 81V
	17.5					XMR 82V
6.00-	18					XMR 79V
215/45	18	SXP 550		RS 74		
225/40	18	SXP 550		RS 74		
225/45	18	SXP 560		RS 75		
	18	SXP 570		RS 77		
235/40	18	SXP 560		RS 74		
235/50	18		SXV 580	RS 77	RSV 77	
235/55	18		SXV 580	RS 79	RSV 79	
235/60	18		SXV 580	RS80	RSV 80	XMR 80V
245/40	18	SXP 560		RS 75		
245/45	18	SXP 570		RS 77		
245/50	18			RS 79		

Tire	Rim	Self-tension				Manual
		Snox	Snox SUV	Servo	Servo SUV	Brenta-C
245/60	18			RS80		
255/40	18	SXP 570		RS 76		
255/45	18			RS 77		
255/55	18		SXV 590		RSV 80A	XMR 80AV
255/60	18		SXV 590		RSV 81A	XMR 81V
265/35	18	SXP 570		RS 76		
225/40	19	SXP 560		RS 75		
235/50	19				RSV 79	XMR 79V
235/55	19				RSV 80A	XMR 80V
255/50	19		SXV 600		RSV 81	XMR 80AV
265/50	19				RSV 81A	XMR 80AV

product reference images



vehicle clearance class



SAE Class	"A" Above Tire Tread	"C" Sidewall
Class "S"	1.46" / 37mm	.59" / 15mm
Class "U"	1.97" / 50mm	.91" / 23mm
Class "W"	2.50" / 63.5mm	1.50" / 38mm

THIS IS A GUIDE ONLY - ACTUAL FITMENT MAY VARY - ALWAYS PRE-FIT CHAINS BEFORE USE

Tire	Rim	Ladder 5.6MM		Ladder 7MM	Zig-Zag 7MM	Ladder Heavy Duty 7 or 8.2MM		Ladder Studded	
		Singles	Duals	Singles	Singles	Singles	Duals	Singles	Duals
7-	13	USA2201							
6.00-	14	USA2201							
7.00-	14	USA2209							
27x8.5	14	USA2211	USA4211			USA2433	USA4412		
27x9.5	14	USA2216	USA4216			USA2433	USA4412	USA2216 ST	USA4216 ST
28x8.5	14	USA2209				USA2433	USA4412		
29x9.5	14	USA2216	USA4216			USA2433	USA4412	USA2216 ST	USA4216 ST
185/75	14	USA2201							
185-	14	USA2201							
195/75	14	USA2209							
205/70	14	USA2209							
205/75	14	USA2209							
215/70	14	USA2209							
215/75	14	USA2216	USA4216					USA2216 ST	USA4216 ST
225/60	14	USA2209							
225/70	14	USA2216	USA4216			USA2433	USA4412	USA2216 ST	USA4216 ST
225-	14	USA2219	USA4219					USA2219 ST	USA4219 ST
235/70	14	USA2229	USA4229			USA2433	USA4412	USA2229 ST	USA4229 ST
245/70	14	USA2229	USA4229			USA2435		USA2229 ST	USA4229 ST
255/60	14	USA2229	USA4229			USA2433	USA4412	USA2229 ST	USA4229 ST
265/60	14	USA2229	USA4229					USA2229 ST	USA4229 ST
275/60	14	USA2229	USA4229					USA2229 ST	USA4229 ST
USAR78-	14	USA2209							
7-	14.5	USA2209							
8-	14.5	USA2216	USA4216					USA2216 ST	USA4216 ST
9-	14.5	USA2216	USA4216					USA2216 ST	USA4216 ST
27x8.5	14.5	USA2216	USA4216			USA2433	USA4412	USA2216 ST	USA4216 ST
6.7-	15	USA2216	USA4216					USA2216 ST	USA4216 ST
7-	15	USA2219	USA4216	USA3237		USA2437		USA2219 ST	USA4219 ST
7.1-	15	USA2216	USA4216					USA2216 ST	USA4216 ST
7.5-	15	USA2219	USA4219			USA2435		USA2219 ST	USA4219 ST
8.25-	15	USA2237	USA4237			USA2441	USA4435		
9-	15	USA2237	USA4237						
10-	15	USA2239	USA4239			USA2441	USA4435		
11-	15	USA2228	USA4228	USA3227		USA2441	USA4435	USA2228 ST	USA4228 ST
12-	15			USA3229	USAZZ3229				
14-	15			USA3255					
27x9.5	15	USA2229	USA4229			USA2433	USA4412	USA2229 ST	USA4229 ST
27x10.5	15	USA3210							
28x8.5	15	USA2229	USA4229			USA2433	USA4412	USA2229 ST	USA4229 ST
29x9.5	15	USA2229	USA4229					USA2229 ST	USA4229 ST
29x10.5	15	USA3210							
29x11.5	15	USA3210		USA3227	USAZZ3227				
29x12.5	15			USA3227	USAZZ3227				
30x7.5	15	USA2229	USA4229			USA2435		USA2229 ST	USA4229 ST
30x9.5	15	USA2229	USA4229			USA2437		USA2229 ST	USA4229 ST
30x10.5	15	USA3210				USA2437			
31x9.5	15			USA3227	USAZZ3227	USA2437			
31x10.5	15	USA3210		USA3227	USAZZ3227	USA2437			
31x11.5	15	USA2228	USA4228	USA3227	USAZZ3227			USA2228 ST	USA4228 ST
31x12.5	15	USA3210		USA3227	USAZZ3227				
31x13.5	15			USA3229	USAZZ3229				
31x15.5	15			USA3237					
32x9.5	15			USA3227	USAZZ3227				
32x11.5	15	USA2228	USA4228	USA3227	USAZZ3227			USA2228 ST	USA4228 ST
32x12.5	15			USA3229	USAZZ3229				
33x9.5	15			USA3227	USAZZ3227				
33x10.5	15	USA2228	USA4228	USA3229	USAZZ3229			USA2228 ST	USA4228 ST

THIS IS A GUIDE ONLY - ACTUAL FITMENT MAY VARY - ALWAYS PRE-FIT CHAINS BEFORE USE

Tire	Rim	Ladder 5.6MM		Ladder 7MM	Zig-Zag 7MM	Ladder Heavy Duty 7 or 8.2MM		Ladder Studded	
		Singles	Duals	Singles	Singles	Singles	Duals	Singles	Duals
33x12.5	15			USA3229	USAZZ3229				
33x13.5	15			USA3229	USAZZ3229	USA2441	USA4435		
33x14	15			USA3229	USAZZ3229	USA2441	USA4435		
33x14.5	15	USA2226	USA4226	USA3231	USAZZ3231				
34x9.5	15			USA3227	USAZZ3227				
35x10.5	15	USA2226	USA4226	USA3231	USAZZ3231				
35x12.5	15	USA2226	USA4226	USA3235	USAZZ3235	USA2441	USA4435		
35x13.5	15	USA2226	USA4226	USA3235	USAZZ3235	USA2441	USA4435		
35x14	15	USA2226	USA4226	USA3235	USAZZ3235				
35x14.5	15			USA3251					
35x15	15			USA3251					
35x15.5	15			USA3237	USAZZ3237				
36x12.5	15	USA2226	USA4226	USA3235	USAZZ3235				
36x13.5	15	USA2226	USA4226	USA3235	USAZZ3235				
36x14	15			USA3251		USA2445	USA4437		
36x14.5	15			USA3251		USA2445	USA4437		
36x15.5	15			USA3251					
36.5x14	15			USA3255		USA2445	USA4437		
37x12.5	15			USA3235	USAZZ3235	USA2445	USA4437		
37x14.5	15			USA3251					
38x12.5	15			USA3259					
38x14.5	15			USA3259		USA2445	USA4437		
38x15	15			USA3259					
38.5x16	15			USA3267					
40x17	15			USA3269	USAZZ3269				
42x15	15			USA3269	USAZZ3269				
44x18.5	15			USA3269	USAZZ3269				
CR78-	15	USA2209	USA4209						
GR78-	15	USA2216	USA4216					USA2216 ST	USA4216 ST
HR78-	15	USA2216	USA4216			USA2433	USA4412	USA2216 ST	USA4216 ST
LR78-	15	USA2219	USA4219			USA2435		USA2219 ST	USA4219 ST
NR78-	15	USA2221	USA4221			USA2437		USA2221 ST	USA4221 ST
QR78-	15			USA3235	USAZZ3235				
195/65	15	USA2201							
195/75	15	USA2209	USA4209			USA2433	USA4412		
195/80	15	USA2209				USA2433	USA4412		
195-	15	USA2209				USA2433	USA4412		
205/75	15	USA2209				USA2433	USA4412		
215/70	15	USA2209				USA2433	USA4412		
215/75	15	USA2216	USA4216			USA2433	USA4412	USA2216 ST	USA4216 ST
215/80	15	USA2216	USA4216			USA2435		USA2216 ST	USA4216 ST
215-	15	USA2216	USA4216			USA2433	USA4412	USA2216 ST	USA4216 ST
225/70	15	USA2216	USA4216			USA2433	USA4412	USA2216 ST	USA4216 ST
225/75	15	USA2216	USA4216			USA2435		USA2216 ST	USA4216 ST
225/80	15	USA2216	USA4216					USA2216 ST	USA4216 ST
225-	15	USA2216	USA4216					USA2216 ST	USA4216 ST
235/70	15	USA2216	USA4216			USA2435		USA2216 ST	USA4216 ST
235/75	15	USA2219	USA4219			USA2435		USA2219 ST	USA4219 ST
235-	15	USA2219	USA4219			USA2437		USA2219 ST	USA4219 ST
245/60	15	USA2216	USA4216			USA2435		USA2216 ST	USA4216 ST
245/70	15	USA2219	USA4219			USA2435		USA2219 ST	USA4219 ST
245/75	15	USA2219	USA4219			USA2437		USA2219 ST	USA4219 ST
245/85	15	USA2228	USA4228			USA2441	USA4435	USA2228 ST	USA4228 ST
255/60	15	USA2229	USA4229			USA2435		USA2228 ST	USA4229 ST
255/65	15	USA2229	USA4229			USA2435		USA2229 ST	USA4229 ST
255/70	15	USA2229	USA4229			USA2437		USA2229 ST	USA4229 ST
255/75	15	USA2228	USA4228	USA3227				USA2228 ST	USA4228 ST
255/80	15	USA3210		USA3227					

THIS IS A GUIDE ONLY - ACTUAL FITMENT MAY VARY - ALWAYS PRE-FIT CHAINS BEFORE USE

Tire	Rim	Ladder 5.6MM		Ladder 7MM	Zig-Zag 7MM	Ladder Heavy Duty 7 or 8.2MM		Ladder Studded	
		Singles	Duals	Singles	Singles	Singles	Duals	Singles	Duals
255/85	15	USA2228	USA4228	USA3227	USAZZ3227			USA2228 ST	USA4228 ST
255-	15	USA2228	USA4228	USA3227	USAZZ3227			USA2228 ST	USA4228 ST
265/60	15	USA2229	USA4229					USA2229 ST	USA4229 ST
265/65	15	USA2229	USA4229					USA2229 ST	USA4229 ST
265/70	15	USA2221	USA4221	USA3227				USA2221 ST	USA4221 ST
265/75	15	USA2221	USA4221	USA3227	USAZZ3227			USA2221 ST	USA4221 ST
275/60	15	USA2229	USA4229			USA2437		USA2229 ST	USA4229 ST
275/65	15	USA3210		USA3227	USAZZ3227				
275/70	15	USA3210		USA3227	USAZZ3227				
275/75	15	USA2228	USA4228	USA3227				USA2228 ST	USA4228 ST
285/70	15	USA2228	USA4228	USA3227				USA2228 ST	USA4228 ST
285/75	15			USA3229	USAZZ3229				
295/50	15	USA2229	USA4229					USA2229 ST	USA4229 ST
305/50	15	USA2229	USA4229					USA2229 ST	USA4229 ST
305/75	15	USA2226	USA4226	USA3231	USAZZ3231				
315/70	15			USA3229	USAZZ3229				
325/60	15			USA3229	USAZZ3229				
355/65	15			USA3229	USAZZ3229				
185/70	15.5	USA2209	USA4209						
6-	16	USA2206							
6.5-	16	USA2216	USA4216			USA2435		USA2216 ST	USA4216 ST
7-	16	USA2219	USA4219			USA2435		USA2219 ST	USA4219 ST
7.5-	16	USA2221	USA4221			USA2437		USA2221 ST	USA4221 ST
8.25-	16	USA2228	USA4228					USA2228 ST	USA4228 ST
8.75-	16	USA2237	USA4237						
9-	16	USA2237	USA4237						
11-	16			USA3229	USAZZ3229				
12-	16			USA3229	USAZZ3229				
29x9.5	16	USA2216	USA4216			USA2435		USA2216 ST	USA4216 ST
30x9.5	16	USA2229	USA4229			USA2437		USA2229 ST	USA4229 ST
31x10.5	16	USA3210				USA2437			
31x11.5	16			USA3227	USAZZ3227				
31x16	16			USA3259					
32x11.5	16			USA3227	USAZZ3227				
33x12.5	16			USA3231	USAZZ3231				
33x13.5	16			USA3231	USAZZ3231	USA2441	USA4435		
34x9	16			USA3227	USAZZ3227				
35x12.5	16	USA2226	USA4226	USA3231	USAZZ3231	USA2441	USA4435		
35x13.5	16			USA3235	USAZZ3235	USA2441	USA4435		
36x13.5	16			USA3235	USAZZ3235	USA2445	USA4437		
36.5x14	16			USA3235	USAZZ3235	USA2445	USA4437		
38x15	16			USA3265					
185-	16	USA2219	USA4219					USA2219 ST	USA4219 ST
195/75	16	USA2216	USA4216			USA2433	USA4412	USA2216 ST	USA4216 ST
195/85	16	USA2216	USA4216			USA2435		USA2216 ST	USA4216 ST
195-	16	USA2219	USA4219					USA2219 ST	USA4219 ST
205/75	16	USA2216	USA4216			USA2433	USA4412	USA2216 ST	USA4216 ST
205/80	16	USA2229	USA4229			USA2433	USA4412	USA2229 ST	USA4229 ST
205-	16	USA2216	USA4216			USA2435		USA2216 ST	USA4216 ST
215/65	16	USA2216	USA4216			USA2435		USA2216 ST	USA4216 ST
215/70	16	USA2216	USA4216			USA2435		USA2216 ST	USA4216 ST
215/75	16	USA2216	USA4216			USA2435		USA2216 ST	USA4216 ST
215/80	16	USA2219	USA4219			USA2435		USA2219 ST	USA4219 ST
215/85	16	USA2219	USA4219			USA2435		USA2219 ST	USA4219 ST
215-	16	USA2226		USA3231	USAZZ3231	USA2441	USA4435		
225/50	16	USA2209	USA4209						
225/70	16	USA2216	USA4216			USA2435		USA2216 ST	USA4216 ST
225/75	16	USA2219	USA4219			USA2435		USA2219 ST	USA4219 ST

	Rim	Ladder 5.6MM		Ladder 7MM	Zig-Zag 7MM	Ladder Heavy Duty 7 or 8.2MM		Ladder Studded	
		Singles	Duals	Singles	Singles	Singles	Duals	Singles	Duals
30	16	USA2219	USA4219			USA2435		USA2219 ST	USA4219 ST
225/85	16	USA2228	USA4228			USA2437		USA2228 ST	USA4228 ST
235/60	16	USA2216	USA4216			USA2433	USA4412	USA2216 ST	USA4216 ST
235/65	16	USA2229	USA4229			USA2435		USA2229 ST	USA4229 ST
235/70	16	USA2229	USA4229			USA2435		USA2229 ST	USA4229 ST
235/75	16	USA2219	USA4219			USA2435		USA2219 ST	USA4219 ST
235/80	16	USA2219	USA4219			USA2437		USA2219 ST	USA4219 ST
235/85	16	USA2221	USA4221	USA3227	USAZZ3227	USA2437		USA2221 ST	USA4221 ST
245/60	16	USA2229	USA4229			USA2435		USA2229 ST	USA4229 ST
245/65	16	USA2229	USA4229			USA2435		USA2229 ST	USA4229 ST
245/70	16	USA2229	USA4229			USA2435		USA2229 ST	USA4229 ST
245/75	16	USA2221	USA4221			USA2437		USA2221 ST	USA4221 ST
245/85	16	USA2228	USA4228			USA2437		USA2228 ST	USA4228 ST
245-	16			USA3227	USAZZ3227				
255/60	16	USA2229	USA4229					USA2229 ST	USA4229 ST
255/65	16	USA2229	USA4229			USA2435		USA2229 ST	USA4229 ST
255/70	16	USA3210		USA3227	USAZZ3227	USA2437			
75	16	USA2228	USA4228			USA2437		USA2228 ST	USA4228 ST
35	16	USA2228	USA4228			USA2437		USA2228 ST	USA4228 ST
30	16	USA2229	USA4229					USA2229 ST	USA4229 ST
265/55	16	USA2229	USA4229					USA2229 ST	USA4229 ST
265/60	16	USA2229	USA4229					USA2229 ST	USA4229 ST
35	16	USA2229	USA4229					USA2229 ST	USA4229 ST
265/70	16	USA2228	USA4228	USA3227	USAZZ3227	USA2441	USA4435	USA2228 ST	USA4228 ST
265/75	16	USA2228	USA4228	USA3227	USAZZ3227			USA2228 ST	USA4228 ST
265/85	16	USA2228	USA4228					USA2228 ST	USA4228 ST
35	16	USA2229	USA4229					USA2229 ST	USA4229 ST
275/60	16	USA3210		USA3227	USAZZ3227	USA2437			
275/65	16	USA3210		USA3227					
275/70	16	USA2228	USA4228	USA3227	USAZZ3227			USA2228 ST	USA4228 ST
275/85	16			USA3231	USAZZ3231				
275/75	16			USA3227	USAZZ3227				
30	16	USA2228	USA4228	USA3227				USA2228 ST	USA4228 ST
35	16	USA3210		USA3227					
70	16	USA2228	USA4228	USA3229	USAZZ3229			USA2228 ST	USA4228 ST
285/75	16	USA2228	USA4228	USA3229	USAZZ3229			USA2228 ST	USA4228 ST
295/65	16			USA3229	USAZZ3229				
295/75	16			USA3229	USAZZ3229				
305/70	16	USA2226	USA4226	USA3231	USAZZ3231	USA2441	USA4435	USA2226 ST	USA4226 ST
305/85	16			USA3259		USA2445	USA4437		
315/70	16	USA2226	USA4226	USA3231	USAZZ3231	USA2441	USA4435	USA2226 ST	USA4226 ST
315/75	16	USA2226	USA4226	USA3231	USAZZ3231	USA2441	USA4435	USA2226 ST	USA4226 ST
325/80	16			USA3235	USAZZ3235				
325/85	16			USA3235	USAZZ3235	USA2445	USA4437		
35	16			USA3235	USAZZ3235				
HR78-	16	USA2219	USA4219					USA2219 ST	USA4219 ST
	16	USA2221	USA4221			USA2437		USA2221 ST	USA4221 ST
8-	16.5	USA2216	USA4216			USA2433	USA4412	USA2216 ST	USA4216 ST
8.5-	16.5	USA2216	USA4216			USA2433	USA4412	USA2216 ST	USA4216 ST
8.75-	16.5	USA2219	USA4219					USA2219 ST	USA4219 ST
	16.5	USA2221	USA4221	USA3227	USAZZ3227	USA2437		USA2221 ST	USA4221 ST
10-	16.5	USA3210		USA3227	USAZZ3227				
12-	16.5			USA3229	USAZZ3229				
14-	16.5			USA3235	USAZZ3235				
30x9.5	16.5	USA3210		USA3227	USAZZ3227	USA2437			
31x10.5	16.5			USA3227	USAZZ3227				
31x11.5	16.5			USA3227	USAZZ3227				
31x13.5	16.5			USA3229	USAZZ3229				

THIS IS A GUIDE ONLY - ACTUAL FITMENT MAY VARY - ALWAYS PRE-FIT CHAINS BEFORE USE

Tire	Rim	Ladder 5.6MM		Ladder 7MM	Zig-Zag 7MM	Ladder Heavy Duty 7 or 8.2MM		Ladder Studded	
		Singles	Duals	Singles	Singles	Singles	Duals	Singles	Duals
32x11.5	16.5			USA3227	USAZZ3227				
32x12.5	16.5			USA3229	USAZZ3229				
33x10.5	16.5			USA3229	USAZZ3229				
33x12.5	16.5			USA3229	USAZZ3229				
33x14.5	16.5			USA3229	USAZZ3229				
33x15	16.5			USA3229	USAZZ3229				
35x12.5	16.5	USA2226	USA4226	USA3231	USAZZ3231				
35x14	16.5	USA2226	USA4226	USA3231	USAZZ3231	USA2445	USA4437		
36x12.5	16.5	USA2226	USA4226	USA3235	USAZZ3235	USA2445	USA4437		
36x13.5	16.5	USA2226	USA4226	USA3235	USAZZ3235	USA2445	USA4437		
36x14	16.5	USA2226	USA4226	USA3235	USAZZ3235	USA2445	USA4437		
36x14.5	16.5			USA3251					
37x12.5	16.5			USA3235	USAZZ3235	USA2445	USA4437		
37x14.5	16.5			USA3251					
38x15.5	16.5	USA2226	USA4226	USA3235	USAZZ3235				
38.5x15	16.5	USA2226	USA4226	USA3235	USAZZ3235				
38.5x16	16.5			USA3249					
39.5x15	16.5			USA3251					
40x17	16.5			USA3251					
44x18.5	16.5			USA3269	USAZZ3269				
7-	17	USA2221	USA4221			USA2437		USA2221 ST	USA4221 ST
7.5-	17	USA2214	USA4214						
8.25-	17	USA2237	USA4237						
215/80	17	USA2221						USA2221 ST	USA4221 ST
215/70	17	USA2219						USA2219 ST	USA4219 ST
225/70	17	USA2229	USA4229			USA2435		USA2229 ST	USA4229 ST
225/75	17	USA2219	USA4219			USA2437		USA2219 ST	USA4219 ST
235/55	17	USA2229	USA4229			USA2433	USA4412	USA2229 ST	USA4229 ST
235/60	17	USA2219	USA4219			USA2435		USA2219 ST	USA4219 ST
235/65	17	USA2211	USA4211			USA2435			
235/70	17	USA2219	USA4219			USA2437		USA2219 ST	USA4219 ST
235/75	17	USA3210		USA3227	USAZZ3227				
235/80	17	USA2228	USA4228	USA3227				USA2228 ST	USA4228 ST
235/85	17	USA2228	USA4228	USA3227				USA2228 ST	USA4228 ST
245/60	17	USA2219	USA4219			USA2435		USA2219 ST	USA4219 ST
245/65	17	USA2229	USA4229			USA2437		USA2229 ST	USA4229 ST
245/70	17	USA3210		USA3227	USAZZ3227	USA2437			
245/75	17	USA3210		USA3227					
245/85	17	USA2237	USA4237	USA3229	USAZZ3229				
255/50	17	USA2229	USA4229			USA2435		USA2229 ST	USA4229 ST
255/55	17	USA2229	USA4229			USA2435		USA2229 ST	USA4229 ST
255/60	17	USA2229	USA4229	USA3227	USAZZ3227	USA2435		USA2229 ST	USA4229 ST
255/65	17	USA3210		USA3227	USAZZ3227	USA2437			
255/70	17	USA2228	USA4228	USA3227	USAZZ3227			USA2228 ST	USA4228 ST
255/75	17	USA2228	USA4228	USA3227	USAZZ3227			USA2228 ST	USA4228 ST
255/80	17	USA2228	USA4228					USA2228 ST	USA4228 ST
255/85	17	USA2237	USA4237						
265/55	17	USA2228	USA4228	USA3227	USAZZ3227			USA2228 ST	USA4228 ST
265/60	17	USA3210		USA3227	USAZZ3227				
265/65	17	USA3210		USA3227	USAZZ3227				
265/70	17	USA2228	USA4228	USA3227	USAZZ3227			USA2228 ST	USA4228 ST
265/75	17	USA2228	USA4228	USA3229	USAZZ3229	USA2441	USA4441	USA2228 ST	USA4228 ST
265/85	17	USA2226	USA4226	USA3231	USAZZ3231	USA2441	USA4441		
275/50	17	USA2229	USA4229					USA2229 ST	USA4229 ST
275/55	17	USA2229	USA4229	USA3227	USAZZ3227			USA2229 ST	USA4229 ST
275/60	17	USA2228	USA4228	USA3227	USAZZ3227			USA2228 ST	USA4228 ST
275/65	17	USA2228	USA4228	USA3227	USAZZ3227			USA2228 ST	USA4228 ST
275/70	17	USA2228	USA4228	USA3229	USAZZ3229			USA2228 ST	USA4228 ST

THIS IS A GUIDE ONLY - ACTUAL FITMENT MAY VARY - ALWAYS PRE-FIT CHAINS BEFORE USE

Tire	Rim	Ladder 5.6MM		Ladder 7MM	Zig-Zag 7MM	Ladder Heavy Duty 7 or 8.2MM		Ladder Studded	
		Singles	Duals	Singles	Singles	Singles	Duals	Singles	Duals
275/80	17	USA2228	USA4228					USA2228 ST	USA4228 ST
285/60	17	USA2228	USA4228	USA3231	USAZZ3231			USA2228 ST	USA4228 ST
285/65	17	USA2228	USA4228	USA3231	USAZZ3231			USA2228 ST	USA4228 ST
285/70	17			USA3231	USAZZ3231				
285/75	17			USA3231	USAZZ3231				
295/70	17			USA3231	USAZZ3231				
305/60	17			USA3231	USAZZ3231				
305/65	17			USA3231	USAZZ3231				
305/70	17	USA2226	USA4226	USA3231	USAZZ3231	USA2441	USA4435		
315/70	17	USA2226	USA4226	USA3231	USAZZ3231	USA2441	USA4435		
325/70	17			USA3235	USAZZ3235	USA2441	USA4435		
325/75	17			USA3235	USAZZ3235				
345/55	17			USA3231	USAZZ3231				
31x10.5	17	USA3210		USA3227	USAZZ3227				
33x12.5	17			USA3229	USAZZ3229				
35x12.5	17			USA3235	USAZZ3235	USA2441	USA4435		
36x13.5	17			USA3235	USAZZ3235				
37x12.5	17			USA3235	USAZZ3235	USA2445	USA4437		
7-	17.5	USA2211	USA4211						
7.5-	17.5	USA2216	USA4216			USA2433	USA4412	USA2216 ST	USA4216 ST
8-	17.5	USA2219	USA4219	USA3249	USAZZ3249			USA2219 ST	USA4216 ST
8.5-	17.5	USA2219	USA4219			USA2441	USA4435	USA2219 ST	USA4216 ST
9-	17.5	USA3210		USA3227	USAZZ3227	USA2437			
10-	17.5	USA2228	USA4228	USA3227	USAZZ3227			USA2228 ST	USA4228 ST
11-	17.5	USA2239	USA4239						
14-	17.5			USA3235	USAZZ3235				
205/60	17.5	USA2209	USA4209			USA2433	USA4412		
205/65	17.5	USA2216	USA4216			USA2433	USA4412	USA2216 ST	USA4216 ST
205/70	17.5	USA2216	USA4216			USA2435		USA2216 ST	USA4216 ST
205/75	17.5	USA2219	USA4219			USA2433	USA4412	USA2219 ST	USA4219 ST
215/70	17.5	USA2219	USA4219			USA2435		USA2219 ST	USA4219 ST
215/75	17.5	USA2219	USA4219			USA2437		USA2219 ST	USA4219 ST
225/55	17.5	USA2216	USA4216			USA2433	USA4412	USA2216 ST	USA4216 ST
225/70	17.5	USA2221	USA4221			USA2437		USA2221 ST	USA4221 ST
225/75	17.5	USA2221	USA4221			USA2437		USA2221 ST	USA4221 ST
235/75	17.5	USA3210		USA3227	USAZZ3227	USA2437			
245/70	17.5	USA2228	USA4228	USA3229	USAZZ3229			USA2228 ST	USA4228 ST
245/75	17.5	USA2228	USA4228	USA3229	USAZZ3229			USA2228 ST	USA4228 ST
255/40	17.5	USA2216	USA4216			USA2433	USA4412	USA2216 ST	USA4216 ST
255/55	17.5	USA2229	USA4229			USA2435		USA2229 ST	USA4229 ST
255/65	17.5	USA2229	USA4229			USA2437		USA2229 ST	USA4229 ST
265/60	17.5	USA3210		USA3227					
275/70	17.5			USA3229	USAZZ3229				
285/60	17.5	USA2228	USA4228					USA2228 ST	USA4228 ST
295/75	17.5	USA2226		USA3231	USAZZ3231				
6.00-	18	USA2219	USA4219			USA2435		USA2219 ST	USA4219 ST
7-	18	USA2214	USA4214						
7.5-	18	USA2233	USA4233						
9-	18	USA2237	USA4237						
10-	18	USA2237	USA4237						
10.5-	18	USA2229	USA4229					USA2229 ST	USA4229 ST
15.5/60	18			USA3235	USAZZ3235				
215/75	18	USA2219	USA4219			USA2437		USA2219 ST	USA4219 ST
235/60	18	USA2229	USA4229			USA2435		USA2229 ST	USA4229 ST
235/80	18	USA2228	USA4228	USA3227				USA2228 ST	USA4228 ST
245/55	18	USA2229	USA4229			USA2435		USA2229 ST	USA4229 ST
245/60	18	USA3210				USA2437			
255/55	18	USA2229	USA4229			USA2437		USA2229 ST	USA4229 ST

THIS IS A GUIDE ONLY - ACTUAL FITMENT MAY VARY - ALWAYS PRE-FIT CHAINS BEFORE USE

Tire	Rim	Ladder 5.6MM		Ladder 7MM	Zig-Zag 7MM	Ladder Heavy Duty 7 or 8.2MM		Ladder Studded	
		Singles	Duals	Singles	Singles	Singles	Duals	Singles	Duals
255/60	18	USA3210		USA3227	USAZZ3227	USA2437			
255/65	18	USA2229	USA4229			USA2437		USA2229 ST	USA4229 ST
255/70	18	USA2228	USA4228	USA3227	USAZZ3227			USA2228 ST	USA4228 ST
265/50	18	USA2229	USA4229					USA2229 ST	USA4229 ST
265/60	18			USA3227	USAZZ3227				
265/65	18	USA2228	USA4228	USA3227	USAZZ3227			USA2228 ST	USA4228 ST
265/70	18	USA2228	USA4228					USA2228 ST	USA4228 ST
265/75	18			USA3229	USAZZ3229				
270/75	18			USA3229	USAZZ3229				
275/55	18			USA3227	USAZZ3227				
275/60	18	USA2228	USA4228	USA3227				USA2228 ST	USA4228 ST
275/65	18	USA2228	USA4228	USA3229	USAZZ3229			USA2228 ST	USA4228 ST
275/70	18			USA3229	USAZZ3229				
275/75	18	USA2226	USA4226	USA3231	USAZZ3231				
285/50	18	USA2228	USA4228	USA3231	USAZZ3231			USA2228 ST	USA4228 ST
285/55	18	USA2228	USA4228	USA3227				USA2228 ST	USA4228 ST
285/60	18	USA2228	USA4228	USA3229	USAZZ3229			USA2228 ST	USA4228 ST
285/65	18			USA3229	USAZZ3229				
285/70	18	USA2226	USA4226	USA3231	USAZZ3231				
285/75	18			USA3231	USAZZ3231	USA2441	USA4435		
295/45	18			USA3227	USAZZ3227				
295/65	18			USA3231	USAZZ3231	USA2441	USA4435		
295/70	18	USA2226	USA4226	USA3231	USAZZ3231	USA2441	USA4435		
305/60	18			USA3231	USAZZ3231				
305/65	18			USA3231	USAZZ3231				
305/70	18			USA3235	USAZZ3235	USA2441	USA4435		
315/60	18			USA3231	USAZZ3231	USA2441	USA4435		
325/50	18			USA3231	USAZZ3231	USA2441	USA4435		
325/60	18			USA3231	USAZZ3231	USA2441	USA4435		
325/65	18			USA3235	USAZZ3235	USA2441	USA4435		
33x12.5	18			USA3231	USAZZ3231	USA2441	USA4435		
35x12.5	18			USA3231	USAZZ3231	USA2441	USA4435		
37x12.5	18			USA3235	USAZZ3235				
37x13.5	18			USA3251	USAZZ3251				
255/65	18.5	USA2228	USA4228	USA3227				USA2228 ST	USA4228 ST
225/55	19	USA2216	USA4216					USA2216 ST	USA4216 ST
225/60	19	USA2221	USA4221			USA2435		USA2221 ST	USA4221 ST
235/50	19	USA2216	USA4216			USA2435		USA2216 ST	USA4216 ST
235/55	19	USA2219	USA4219			USA2435		USA2219 ST	USA4219 ST
245/55	19	USA2229	USA4229			USA2437		USA2229 ST	USA4229 ST
255/50	19	USA2229	USA4229			USA2435		USA2229 ST	USA4229 ST
255/55	19	USA3210		USA3227	USAZZ3227	USA2437			
255/60	19	USA2228	USA4228	USA3227	USAZZ3227			USA2228 ST	USA4228 ST
255/65	19	USA2228	USA4228	USA3227	USAZZ3227			USA2228 ST	USA4228 ST
265/50	19	USA2229	USA4229					USA2229 ST	USA4229 ST
275/45	19	USA2229	USA4229					USA2229 ST	USA4229 ST
275/55	19	USA2228	USA4228	USA3227				USA2228 ST	USA4228 ST
275/65	19			USA3229	USAZZ3229				
285/45	19	USA3210		USA3227	USAZZ3227				
285/55	19	USA2228	USA4228	USA3227				USA2228 ST	USA4228 ST
285/60	19			USA3229	USAZZ3229				
225/50	20	USA2229							
235/55	20	USA2229	USA4229					USA2229 ST	USA4229 ST
245/45	20	USA2229	USA4229			USA2435		USA2229 ST	USA4229 ST
255/40	20	USA2229	USA4229			USA2435		USA2229 ST	USA4229 ST
255/50	20	USA3210		USA3227	USAZZ3227				
255/55	20	USA2228	USA4228	USA3227	USAZZ3227				
255/60	20	USA2228	USA4228	USA3227				USA2228 ST	USA4228 ST

THIS IS A GUIDE ONLY - ACTUAL FITMENT MAY VARY - ALWAYS PRE-FIT CHAINS BEFORE USE

Tire	Rim	Ladder 5.6MM		Ladder 7MM	Zig-Zag 7MM	Ladder Heavy Duty 7 or 8.2MM		Ladder Studded	
		Singles	Duals	Singles	Singles	Singles	Duals	Singles	Duals
265/40	20	USA2229	USA4229					USA2229 ST	USA4229 ST
265/45	20	USA2229	USA4229					USA2229 ST	USA4229 ST
265/50	20	USA3210		USA3227	USAZZ3227				
265/60	20	USA2228	USA4228	USA3229	USAZZ3229			USA2228 ST	USA4228 ST
275/45	20	USA3210		USA3227	USAZZ3227				
275/50	20	USA2228	USA4228	USA3227				USA2228 ST	USA4228 ST
275/55	20			USA3229	USAZZ3229				
275/60	20	USA2226	USA4226	USA3231	USAZZ3231				
275/65	20			USA3231	USAZZ3231				
285/50	20	USA2228	USA4228	USA3229	USAZZ3229			USA2228 ST	USA4228 ST
285/60	20			USA3231	USAZZ3231				
285/65	20	USA2226	USA4226	USA3231	USAZZ3231				
295/40	20	USA2228	USA4228	USA3227				USA2228 ST	USA4228 ST
295/45	20	USA2228	USA4228	USA3227				USA2228 ST	USA4228 ST
295/50	20	USA2228		USA3229	USAZZ3229				
305/45	20			USA3229	USAZZ3229				
305/50	20			USA3229	USAZZ3229				
305/55	20			USA3231	USAZZ3231				
325/50	20			USA3231	USAZZ3231				
325/60	20			USA3235	USAZZ3235	USA2441	USA4435		
33x12.5	20			USA3231	USAZZ3231				
35x12.5	20			USA3231	USAZZ3231	USA2441	USA4435		
35x13.5	20			USA3235	USAZZ3235	USA2441	USA4435		
37x12.5	20			USA3235	USAZZ3235				
37x13.5	20			USA3251		USA2445	USA4437		
38x14.5	20			USA3265					
40x15.5	20			USA3255					
275/45	22			USA3229	USAZZ3229				
285/40	22	USA2228	USA4228	USA3227	USAZZ3227			USA2228 ST	USA4228 ST
285/45	22	USA2226	USA4226	USA3231	USAZZ3231				
305/40	22	USA2238	USA4238	USA3231	USAZZ3231				
305/45	22	USA2226	USA4226	USA3231	USAZZ3231				
325/40	22	USA2226	USA4226	USA3231	USAZZ3231				
295/35	24			USA3231	USAZZ3231				
295/40	24	USA2226	USA4226	USA3231	USAZZ3231				
305/35	24	USA2226	USA4226	USA3231	USAZZ3231				
315/35	24	USA2226	USA4226	USA3231					



THIS IS A GUIDE ONLY - ACTUAL FITMENT MAY VARY - ALWAYS PRE-FIT CHAINS BEFORE USE

Tire	Rim	Zig-Zag		Studded Zig-Zag		cervino CL		austro super ASV	
		Singles	Duals	Singles	Duals	Singles	Duals	Singles	Duals
8-	19.5							A 82 SV	A 282 SV
225/70	19.5							A 82 SV	A 282 SV
245/70	19.5							A 84 SV	A 284 SV
265/70	19.5							A 85 SV	A 285 SV
6.5-	20							A 82 SV	
7.5-	20							A 85 SV	A 285 SV
8.25-	20							A 88 SV	
9-	20					CL 91 S	CL 291 S	A 91 SV	A 291 SV
10/90	20								
10-	20					CL 94 S	CL 294 S	A 94 SV	
11-	20					CL 97 S	CL 297 S	A 97 SV	A 297 SV
12-	20	USAZZ2255		USAZZ2255		CL 01 S	CL 201 S	A 01 SV	A 201 SV
12/80	20					CL 94 S	CL 294 S	A 94 SV	
12.5-	20	USAZZ2255		USAZZ2255		CL 95 S	CL 295 S	A 95 SV	
13/80	20	USAZZ2255		USAZZ2255					
14/80	20					CL 01 S	CL 201 S	A 01 SV	A 201 SV
14-	20							A 08 SV	
14.5-	20	USAZZ2255		USAZZ2255		CL 02 S		A 08 SV	
14.75/80	20							A 05 SV	
16-	20							A 10 SV	
275/55	20							A 84 SV	
335/80	20	USAZZ2255		USAZZ2255		CL 95 S	CL 295 S	A 95 SV	
365/80	20							A 02 SV	
365/85	20							A 05 SV	
370/75	20					CL 01 S	CL 201 S	A 01 SV	
395/85	20					CL 07 S		A 07 SV	
10-	22	USAZZ2249		USAZZ2249					
11-	22	USAZZ2255		USAZZ2255					
12-	22					CL 03 S	CL 203 S	A 03 SV	A 203 SV
8-	22.5							A 85 SV	A 287 SV
9-	22.5							A 88 SV	
10-	22.5					CL 91 S		A 91 SV	
11-	22.5	USAZZ2247		USAZZ2247		CL 94 S	CL 294 S	A 94 SV	A 294 SV
12-	22.5					CL 97 S	CL 297 S	A 97 SV	A 297 SV
12.5-	22.5	USAZZ2255		USAZZ2255					
12.75-	22.5	USAZZ2255		USAZZ2255					
13-	22.5	USAZZ2255		USAZZ2255		CL 01 S		A 01 SV	A 201 SV
255/70	22.5							A 88 SV	A 288 SV
275/70	22.5					CL 91 S	CL 291 S	A 90 SV	A 290 SV
275/75	22.5	USAZZ2247		USAZZ2247					
275/80	22.5					CL 94 S	CL 294 S	A 94 SV	A 294 SV
275/85	22.5	USAZZ2249		USAZZ2249					
295/70	22.5	USAZZ2247		USAZZ2247					
295/75	22.5	USAZZ2247		USAZZ2247		CL 91 S	CL 291 S	A 94 SV	A 294 SV
295/80	22.5					CL 94 S	CL 294 S	A 94 SV	A 294 SV
305/70	22.5	USAZZ2247		USAZZ2247		CL 94 S	CL 294 S	A 94 SV	
305/85	22.5	USAZZ2255		USAZZ2255					
315/70	22.5							A 94 SV	A 294 SV
315/75	22.5					CL 97 S	CL 297 S	A 97 SV	A 297 SV
315/80	22.5	USAZZ2255		USAZZ2255		CL 97 S	CL 297 S	A 97 SV	A 297 SV
375/90	22.5							A 08 SV	
385/65	22.5							A 01 SV	
425/65	22.5							A 155 8 SV	
445/50	22.5	USAZZ3269		USAZZ3269					
445/65	22.5							A 160 8 SV	
12-	24							A 06 SV	
13-	24							A 08 SV	
14-	24							A 10 SV	

THIS IS A GUIDE ONLY - ACTUAL FITMENT MAY VARY - ALWAYS PRE-FIT CHAINS BEFORE USE

Tire	Rim	Zig-Zag		Studded Zig-Zag		cervino CL		austro super ASV	
		Singles	Duals	Singles	Duals	Singles	Duals	Singles	Duals
315/75	24	USAZZ2255		USAZZ2255					
320/75	24	USAZZ2255		USAZZ2255				A 10 SV	
11-	24.5	USAZZ2249		USAZZ2249		CL 97 S	CL 297 S	A 97 SV	
12-	24.5	USAZZ2255		USAZZ2255					
12.5-	24.5	USAZZ2255		USAZZ2255					
275/80	24.5	USAZZ2247	USAZZ4247	USAZZ2247	USAZZ4247				
285/70	24.5	USAZZ2247	USAZZ4247	USAZZ2247	USAZZ4247				
285/75	24.5	USAZZ2249		USAZZ2249					
285/80	24.5	USAZZ2249		USAZZ2249					
305/75	24.5	USAZZ2255		USAZZ2255					
315/75	24.5	USAZZ2255		USAZZ2255					



THIS IS A GUIDE ONLY - ACTUAL FITMENT MAY VARY - ALWAYS PRE-FIT CHAINS BEFORE USE


Tire	Rim	Ladder		Super Single		Heavy Duty		Studded		Studded Super Single	
		Singles	Duals	Singles	Duals	Singles	Duals	Singles	Duals	Singles	Duals
8-	19.5	USA2214	USA4214	USA3227							
15-	19.5			USA3265						USA3265 ST	
16.5-	19.5			USA3255						USA3255 ST	
18-	19.5			USA3257						USA3257 ST	
19.5-	19.5			USA3261						USA3261 ST	
225/70	19.5	USA2221	USA4221	USA3227				USA2221 ST	USA4221 ST	USA3227 ST	
225/75	19.5	USA2228	USA4228					USA2228 ST	USA4228 ST		
245/70	19.5	USA2228	USA4228	USA3227				USA2228 ST	USA4228 ST		
245/75	19.5	USA2228	USA4228					USA2228 ST	USA4228 ST		
255/70	19.5	USA2237	USA4237					USA2237 ST	USA4237 ST		
265/70	19.5	USA2237	USA4237	USA3229				USA2237 ST	USA4237 ST	USA3229 ST	
265/75	19.5	USA2237	USA4237					USA2237 ST	USA4237 ST		
275/70	19.5	USA2237	USA4237					USA2237 ST	USA4237 ST		
285/70	19.5	USA2238	USA4238	USA3231				USA2238 ST	USA4238 ST	USA3231 ST	
285/75	19.5	USA2239	USA4239			USA2445	USA4437	USA2239 ST	USA4239 ST		
305/70	19.5	USA2239	USA4239	USA3235		USA2441	USA4435	USA2239 ST	USA4239 ST	USA3235 ST	
445/65	19.5			USA3257		USA2445	USA4437			USA3257 ST	
6.5-	20	USA2233	USA4233			USA2437		USA2233 ST	USA4233 ST		
7-	20	USA2233	USA4233					USA2233 ST	USA4233 ST		
7.5-	20	USA2237	USA4237		USA3267	USA2441	USA4435	USA2237 ST	USA4237 ST		USA3267 ST
8-	20	USA2239	USA4239			USA2437		USA2239 ST	USA4239 ST		
8.25-	20	USA2239	USA4239		USA3269	USA2441	USA4435	USA2239 ST	USA4239 ST		USA3269 ST
9-	20	USA2241	USA4241		USA3273	USA2445	USA4437	USA2241 ST	USA4241 ST		USA3273 ST
10/90	20	USA2245	USA4245			USA2448	USA4448	USA2245 ST	USA4245 ST		
10-	20	USA2245	USA4245		USA3275	USA2448	USA4448	USA2245 ST	USA4245 ST		USA3275 ST
10.5-	20	USA2241	USA4241					USA2241 ST	USA4241 ST		
11-	20	USA2249	USA4249		USA3277	USA2452	USA4461	USA2249 ST	USA4249 ST		USA3277 ST
11.5-	20	USA2249	USA4249			USA2452	USA4461	USA2249 ST	USA4249 ST		
12-	20	USA2255	USA4255			USA2486	USA4486	USA2255 ST	USA4255 ST		
12/80	20	USA2249	USA4249			USA2448	USA4448	USA2249 ST	USA4249 ST		
12.5-	20	USA2255	USA4255			USA2452	USA4461	USA2255 ST	USA4255 ST		
13/80	20	USA2255	USA4255			USA2486	USA4486	USA2255 ST	USA4255 ST		
13-	20	USA2257	USA4257					USA2257 ST	USA4257 ST		
14/80	20	USA2257	USA4257					USA2257 ST	USA4257 ST		
14-	20	USA2271						USA2271 ST	USA4271 ST		
14.5-	20	USA2255						USA2255 ST	USA4255 ST		
14.75/80	20	USA2257						USA2257 ST	USA4257 ST		
15.5/80	20	USA2271									
16-	20			USA3277						USA3277 ST	
33x12.5	20			USA3231						USA3231 ST	
35x13.5	20			USA3235						USA3235 ST	
37x13.5	20			USA3251						USA3251 ST	
40x15.5	20			USA3255						USA3255 ST	
225/70	20	USA2233				USA2437		USA2233 ST	USA4233 ST		
245/60	20	USA2228	USA4228					USA2228 ST	USA4228 ST		
245/70	20	USA2233						USA2233 ST	USA4233 ST		
275/55	20			USA3231						USA3231 ST	
275/60	20			USA3231						USA3231 ST	
285/50	20			USA3231						USA3231 ST	
305/50	20			USA3231						USA3231 ST	
335/80	20	USA2255	USA4255	USA3255		USA2452	USA4461	USA2255 ST	USA4255 ST	USA3255 ST	
355/80	20			USA3255		USA2452	USA4461			USA3255 ST	
365/80	20	USA2257	USA4257	USA3261		USA2486	USA4486	USA2257 ST	USA4257 ST	USA3261 ST	
365/85	20	USA2271	USA4271					USA2271 ST	USA4271 ST		
370/75	20			USA3255						USA3255 ST	
395/85	20	USA2271		USA3271		USA2486	USA4486	USA2271 ST	USA4271 ST	USA3271 ST	
405/70	20			USA3255						USA3255 ST	
14-	21	USA2271	USA4271					USA2271 ST	USA4271 ST		

THIS IS A GUIDE ONLY - ACTUAL FITMENT MAY VARY - ALWAYS PRE-FIT CHAINS BEFORE USE

Tire	Rim	Ladder		Super Single		Heavy Duty		Studded		Studded Super Single	
		Singles	Duals	Singles	Duals	Singles	Duals	Singles	Duals	Singles	Duals
24-	21			USA3261						USA3261 ST	
325/50	22			USA3235						USA3235 ST	
10-	22	USA2249	USA4249		USA3277	USA2452	USA4461	USA2249 ST	USA4229 ST		USA3277 ST
11-	22	USA2255	USA4255		USA3277	USA2486	USA4486	USA2255 ST	USA4255 ST		USA3277 ST
12-	22										
7-	22.5	USA2233	USA4233	USA3227	USA3259			USA2233 ST	USA4233 ST		USA3259 ST
7.5-	22.5	USA2239	USA4239					USA2239 ST	USA4239 ST		
8-	22.5	USA2237	USA4237		USA3267			USA2237 ST	USA4237 ST		USA3267 ST
8.25-	22.5	USA2239	USA4239					USA2239 ST	USA4239 ST		
9-	22.5	USA2239	USA4239		USA3269	USA2441	USA4435	USA2239 ST	USA4239 ST		USA3269 ST
10-	22.5	USA2241	USA4241		USA3273	USA2445	USA4437	USA2241 ST	USA4241 ST		USA3273 ST
11-	22.5	USA2247	USA4247		USA3275	USA2448	USA4448	USA2247 ST	USA4247 ST		USA3275 ST
12-	22.5	USA2249	USA4249		USA3277	USA2452	USA4461	USA2249 ST	USA4249 ST		USA3277 ST
12.5-	22.5	USA2255	USA4255		USA3277	USA2452	USA4461	USA2255 ST	USA4255 ST		USA3277 ST
12.75-	22.5	USA2255	USA4255					USA2255 ST	USA4255 ST		
13-	22.5	USA2255	USA4255					USA2255 ST	USA4255 ST		
15-	22.5			USA3255						USA3255 ST	
16.5-	22.5										
18-	22.5			USA3261						USA3261 ST	
19-	22.5			USA3261						USA3261 ST	
225/70	22.5	USA2237	USA4237			USA2441	USA4435	USA2237 ST	USA4237 ST		
235/75	22.5	USA2237	USA4237			USA2441	USA4435	USA2237 ST	USA4237 ST		
235/80	22.5	USA2239	USA4239		USA3269	USA2441	USA4435	USA2239 ST	USA4239 ST		USA3269 ST
245/70	22.5	USA2239	USA4239		USA3269	USA2441	USA4435	USA2239 ST	USA4239 ST		USA3269 ST
245/75	22.5	USA2239	USA4239		USA3269	USA2441	USA4435	USA2239 ST	USA4239 ST		USA3269 ST
245/80	22.5	USA2239	USA4239			USA2441	USA4435	USA2239 ST	USA4239 ST		
255/70	22.5	USA2238	USA4238			USA2441	USA4435	USA2238 ST	USA4238 ST		
255/75	22.5	USA2239	USA4239			USA2445	USA4437	USA2239 ST	USA4239 ST		
255/80	22.5	USA2241	USA4241		USA3269	USA2445	USA4437	USA2241 ST	USA4241 ST		USA3269 ST
265/65	22.5	USA2237	USA4237					USA2237 ST	USA4237 ST		
265/75	22.5	USA2241	USA4241			USA2445	USA4437	USA2241 ST	USA4241 ST		
275/70	22.5	USA2241	USA4241			USA2445	USA4437	USA2241 ST	USA4241 ST		
275/75	22.5	USA2247	USA4247			USA2445	USA4437	USA2247 ST	USA4247 ST		
275/80	22.5	USA2245	USA4245			USA2445	USA4437	USA2245 ST	USA4245 ST		
275/85	22.5	USA2249	USA4249			USA2448	USA4448	USA2249 ST	USA4249 ST		
285/60	22.5			USA3235		USA2441	USA4435			USA3235 ST	
285/70	22.5	USA2247	USA4247		USA3275	USA2448	USA4448	USA2247 ST	USA4247 ST		USA3275 ST
285/75	22.5	USA2247	USA4247			USA2448	USA4448	USA2247 ST	USA4247 ST		
295/60	22.5			USA3235		USA2445	USA4437			USA3235 ST	
295/70	22.5	USA2247	USA4247		USA3277	USA2448	USA4448	USA2247 ST	USA4247 ST		USA3277 ST
295/75	22.5	USA2247	USA4247		USA3275	USA2448	USA4448	USA2247 ST	USA4247 ST		USA3275 ST
295/80	22.5	USA2249	USA4249		USA3273	USA2448	USA4448	USA2249 ST	USA4249 ST		USA3273 ST
305/60	22.5			USA3235		USA2445	USA4437			USA3235 ST	
305/70	22.5	USA2247	USA4247		USA3277	USA2448	USA4448	USA2247 ST	USA4247 ST		USA3277 ST
305/80	22.5	USA2249	USA4249					USA2249 ST	USA4249 ST		
305/85	22.5	USA2255	USA4255					USA2255 ST	USA4255 ST		
315/60	22.5					USA2445	USA4437				
315/70	22.5					USA2448	USA4448				
315/75	22.5	USA2249	USA4249			USA2452	USA4461	USA2249 ST	USA4249 ST		
315/80	22.5	USA2255	USA4255		USA3277	USA2486	USA4486	USA2255 ST	USA4255 ST		USA3277 ST
365/70	22.5			USA3255						USA3255 ST	
365/80	22.5			USA3255						USA3255 ST	
375/90	22.5	USA2273						USA2273 ST	USA4273 ST		
385/65	22.5			USA3255						USA3255 ST	
425/55	22.5			USA3271						USA3271 ST	
425/65	22.5			USA3271						USA3271 ST	
445/50	22.5			USA3269						USA3269 ST	
445/55	22.5			USA3271						USA3271 ST	

THIS IS A GUIDE ONLY - ACTUAL FITMENT MAY VARY - ALWAYS PRE-FIT CHAINS BEFORE USE

	Rim	Ladder		Super Single		Heavy Duty		Studded		Studded Super Single	
		Singles	Duals	Singles	Duals	Singles	Duals	Singles	Duals	Singles	Duals
445/65	22.5			USA3261						USA3261 ST	
445/80	22.5			USA3271						USA3271 ST	
455/50	22.5			USA3271						USA3271 ST	
455/55	22.5			USA3271						USA3271 ST	
11-	24	USA2253	USA4253			USA2486	USA4486	USA2253 ST	USA4253 ST		
12-	24	USA2257	USA4257					USA2257 ST	USA4257 ST		
13-	24	USA2271	USA4271					USA2271 ST	USA4271 ST		
14-	24	USA2273	USA4273					USA2273 ST	USA4273 ST		
315/75	24	USA2255	USA4255			USA2452	USA4461	USA2255 ST	USA4255 ST		
320/75	24	USA2255	USA4255			USA2452		USA2255 ST	USA4255 ST		
385/95	24	USA2273	USA4273					USA2273 ST	USA4273 ST		
420/70	24			USA3261						USA3261 ST	
11-	24.5	USA2249	USA4249		USA3277	USA2452	USA4461	USA2249 ST	USA4249 ST		USA3277 ST
12-	24.5	USA2255	USA4255			USA2486	USA4486	USA2255 ST	USA4255 ST		
12.5-	24.5	USA2255	USA4255					USA2255 ST	USA4255 ST		
275/80	24.5	USA2247	USA4247			USA2448	USA4448	USA2247 ST	USA4247 ST		
285/70	24.5	USA2247	USA4247			USA2448	USA4448	USA2247 ST	USA4247 ST		
285/75	24.5	USA2249	USA4249		USA3275	USA2452	USA4461	USA2249 ST	USA4249 ST		USA3275 ST
285/80	24.5	USA2249	USA4249			USA2452	USA4461	USA2249 ST	USA4249 ST		
295/75	24.5	USA2253	USA4253			USA2452	USA4461	USA2253 ST	USA4253 ST		
305/75	24.5	USA2255	USA4255		USA3277	USA2452	USA4461	USA2255 ST	USA4255 ST		USA3277 ST
315/75	24.5	USA2255	USA4255		USA3277	USA2452	USA4461	USA2255 ST	USA4255 ST		USA3277 ST



THIS IS A GUIDE ONLY - ACTUAL FITMENT MAY VARY - ALWAYS PRE-FIT CHAINS BEFORE USE

Tire	Rim	Universal (UNE)			Erzberg (ERZ)	Doppelspur		Powernet	Ladder	Tractor
		8.5MM	10.5MM	12.5MM	10.5/12.5MM	Standard	Light	8.5MM	OTR	
10.00-	12					D 103 7				
10-	15					D 103 7				
11.5/80	15					D 115 7				
315/75	15									USA3231
11.5/80	15.3					D 115 7				
295/80	15.3					D 115 7				
8.3-	16									USA3227
9.5-	16									USA0829
10.5-	16					D 115 7				
11-	16									USA0822
11.00-	16									USA0822
11.2-	16					D 115 7				
12.4-	16					D 123 7				USA0836
13.6-	16					D 127 7	DSL 3103			USA0850
21.5-	16									USA0882
13.5-	16.1									USA0838
18.4-	16.1									USA0881
21.5L-	16.1									USA0882
10-	16.5					D 103 7				
12-	16.5					D 115 7	DSL 3006	PN 114 8		
14.00-	17.5					D 127 7	DSL 14.00-17.5			
7.5-	18									USA0836
9.5-	18									USA0822
10.5/80	18									USA0822
12.0-	18					D 128 7				
12.5-	18									USA0834
12.5/80	18					D 128 7				USA0834
13.0/65	18					D 123 7				
15.5/55	18					D 127 7				
280/70	18					D 115 7				
300/65	18					D 115 7				
320/65	18									USA0836
335/80	18									USA0834
340/70	18					D 127 7				
340/80	18					D 133 7				USA0836
360/70	18									USA0838
365/70	18					D 133 7				USA0838
385/55	18					D 127 7				
405/70	18					D 148 8			USA2612	
15-	19.5					D 148 8		PN 143 8		USA0859
445/65	19.5								USA2612	
7.5-	20									USA0836
9.5-	20									USA0832
10.00-	20							PN 133 8		
10.5-	20					D 123 7				
12.00-	20	69162								
12.5-	20	4143					DSL 314			USA0856
13.00-	20	3999								
14.00-	20	69163							USA2612	
14.5-	20	69164							USA2612	
14.75/80	20								USA2612	
16-	20	73370				D 148 8				
16.00-	20	69122	69158	69160	93087	D 148 8			USA2624	
16.0/70	20					D 148 8				
16.5/75	20					D 157 8				
17.5/65	20					D 157 8			USA2627	
275/80	20					D 123 7				
300/70	20					D 123 7				USA0832

THIS IS A GUIDE ONLY - ACTUAL FITMENT MAY VARY - ALWAYS PRE-FIT CHAINS BEFORE USE

Tire	Rim	Universal (UNE)			Erzberg (ERZ)	Doppelspur		Powernet	Ladder	Tractor
		8.5MM	10.5MM	12.5MM	10.5/12.5MM	Standard	Light	8.5/10.5MM	OTR	
320/70	20					D 127 7				
320/85	20					D 3350				USA0838
355/80	20									USA0838
360/70	20									USA0838
360/80	20								USA2612	
365/80	20	45657								
375/70	20								USA2612	
38/18.00	20								USA2612	
395/80	20								USA2615	
395/85	20		14122							
400/70	20	73370				D 148 8			USA2612	
405/70	20	73370				D 148 8			USA2612	
41/14	20									USA0858
420/75	20					D 157 8				
425/70	20					D 157 8				
425/75	20					D 157 8				
43/16	20									USA0852
44/18.00	20								USA2612	
455/70	20					D 157 8				
625/70	20								USA2645	
14.00-	21								USA2612	
16.00-	21								USA2624	
15-	22.5									USA0852
315/80	22.5							PN 139 8		
400/55	22.5					D 148 8				
445/65	22.5	60197								
495/55	22.5								USA2612	
8.3-	24					D 123 7				USA0822
9.00-	24					D 3350				
9.5-	24									USA0832
11.2-	24					D 3350	DSL 314	PN 139 8		USA0838
12.4-	24					D 3370	DSL 320			USA0859
13.00-	24	69120							USA2612	
13.6-	24					D 3390				USA0858
14.00-	24	69121	85228		69141	D 3420		PN 174 0	USA2615	
14.9-	24					D 3821			USA2612	
16.00-	24		69119	03481					USA2627	
16.5/85	24					D 176 8				
16.9-	24					D 176 8	DSL 326		USA2615	
17.5-	24									USA0874
17.5L-	24					D 17.5L-24	DSL 17.5L-24	PN 169 8	USA2615	
18.00-	24		69124							
18.4-	24									USA0883
19.5L-	24		69119	03481		D 182 8			USA2627	
21.00-	24								USA2648	
21-	24									USA0885
21L-	24								USA2636	
220/85	24									USA0822
240/85	24									USA0832
245/85	24									USA0832
280/85	24					D 3350				USA0838
320/70	24						DSL 314			USA0838
320/80	24					D 3370				
320/85	24					D 3370				USA0852
340/80	24					D 3370				
340/85	24					D 3390				USA0858
360/70	24							PN 150 8		USA0852
380/70	24									USA0858

THIS IS A GUIDE ONLY - ACTUAL FITMENT MAY VARY - ALWAYS PRE-FIT CHAINS BEFORE USE

ire	Rim	Universal (UNE)			Erzberg (ERZ)	Doppelspur		Powernet	Ladder	Tractor
		8.5MM	10.5MM	12.5MM	10.5/12.5MM	Standard	Light	8.5/10.5MM	OTR	
380/85	24					D 3821			USA2612	
385/95	24	69121	85228						USA2615	
400/70	24									USA0858
400/80	24	69164								USA0859
420/65	24									USA0859
420/70	24					D 3854		PN 167 8	USA2624	
420/85*	24					D 182 8				
420/85	24					D 176 8	DSL 326		USA2615	
440/65	24									USA0858
440/70	24					D 3854			USA2615	
440/80	24					D 176 8				
445/70	24					D 3854			USA2615	
455/70	24					D 3854				
460/70	24					D 3854			USA2615	
480/65	24							PN 171 8		
480/70	24					D 182 8				USA0874
495/70	24					D 182 8			USA2627	
500/70	24					D 182 8			USA2627	
540/65	24					D 182 8		PN 186 8		USA0874
13.00-	25	69120							USA2612	
14.00-	25					D 3420			USA2615	
15.5-	25		69157						USA2612	
16.00-	25		69119	03481					USA2627	
16.9-	25					D 181 8				
17.5-	25	69122	69158	69160	93087	D 181 8	DSL 326	PN 179 0	USA2624	
18.00-	25		69124		69128				USA2636	
20.5-	25		69123	69112	95122/69143			PN 201 0	USA2633	
21.00-	25								USA2648	
23.5-	25		69125	69149	69144				USA2645	
24.00-	25								USA2660	
25.5-	25								USA2645	
25/65	25								USA2645	
26.5-	25		69159	69150	69142/69145				USA2657	
29.5-	25			69161					USA2672	
385/95	25	69121	85228				DSL 334		USA2615	
445/80	25	69122	69158	69160					USA2624	
445/95	25		69119	03481					USA2612	
505/95	25		69124						USA2636	
525/80	25		69123	69112					USA2633	
550/65	25								USA2636	
555/70	25								USA2636	
600/65	25								USA2642	
605/80	25		69125	69149					USA2645	
625/70	25			84849						
650/65	25			84849					USA2648	
685/80	25		69159	69150					USA2657	
705/70	25								USA2648	
750/65	25								USA2657	
755/70	25								USA2657	
13.6-	26									USA0858
14.9-	26									USA0869
16.9-	26					D 181 8			USA2615	
18.00-	26								USA2636	
18.4-	26					D 3435				USA0883
23.1-	26		69125	69149						USA0891
360/70	26					D 3390				
420/70	26									USA0876
420/85	26					D 181 8				USA0876

THIS IS A GUIDE ONLY - ACTUAL FITMENT MAY VARY - ALWAYS PRE-FIT CHAINS BEFORE USE

	Rim	Universal (UNE)			Erzberg (ERZ)	Doppelspur		Powernet	Ladder	Tractor
		8.5MM	10.5MM	12.5MM	10.5/12.5MM	Standard	Light	8.5MM	OTR	
460/85	26									USA0883
480/70	26					D 182 8				USA0876
480/80	26									USA0883
480/85	26									USA0883
520/70	26									USA0883
540/65	26									USA0876
500/65	26.5					D 182 8				
9.5-	28									USA0836
11.2-	28					D 3370				USA0838
12-	28									USA0856
12.4-	28						DSL 3211			USA0856
13.6-	28						DSL 3211	PN 166 8	USA2612	
14.9-	28					D 3420	DSL 334	PN 174 8		USA0869
16.5/85	28					D 3430				
16.9-	28					D 3430				USA0876
18.4-	28									USA0884
19.5L-	28									USA0876
23.1-	28									USA0891
280/85	28					D 3370				
320/70	28					D 3370		PN 151 8		USA0838
320/85	28									USA0856
340/85	28						DSL 3211		USA2612	
360/70	28					D 3821				USA0856
380/70	28								USA2612	
380/85	28					D3420				USA0869
400/80	28							PN 176 8		
420/65	28									USA0856
420/70*	28					D 176 8				
420/70	28					D 181 8		PN 177 8		
420/80	28									USA0869
420/85*	28					D 3435				
420/85	28					D 3430				USA0876
440/65	28					D 176 8		PN 173 8	USA2612	
440/80	28					D 3435				USA0884
460/80	28					D 3435				
480/65	28									USA0869
480/70	28									USA0876
520/70	28							PN 200 8		
540/65	28									USA0876
600/65	28									USA0895
26.5-	29								USA2660	
29.5-	29								USA2675	
875/65	29								USA2675	
14.9-	30					D 3430				USA0876
16.9-	30					D 3435				USA0877
18.4-	30									USA0885
19.5L-	30									USA0877
23.1-	30									USA0893
380/85	30					D 3430				USA0876
420/70	30					D 3430				USA0876
420/85	30									USA0877
420/90	30									USA0877
440/80	30					D 3435				
460/85	30									USA0885
480/70	30									USA0877
520/70	30									USA0885
540/65	30									USA0877
600/70	30		69125	69149						

THIS IS A GUIDE ONLY - ACTUAL FITMENT MAY VARY - ALWAYS PRE-FIT CHAINS BEFORE USE


	Rim	Universal (UNE)			Erzberg (ERZ)	Doppelspur		Powernet	Ladder	Tractor
		8.5MM	10.5MM	12.5MM	10.5/12.5MM	Standard	Light	8.5MM	OTR	
620/70	30									USA0892
620/75	30									USA0893
9.5-	32									USA0838
16.9-	32									USA0877
210/95	32									USA0856
230/95	32									USA0856
800/65	32								USA2657	
18.00-	33								USA2642	
33.5-	33								USA2678	
11.2-	34									USA0846
12.4-	34									USA0876
16.9-	34							PN 199 8		USA0879
18.4-	34									USA0887
20.8-	34									USA0890
23.1-	34									USA0895
290/95	34									USA0876
320/85	34									USA0876
320/95	34									USA0876
380/85	34									USA0879
385/85	34									USA0885
420/70	34					D 3435				
420/85	34									USA0879
460/85	34									USA0887
480/70	34									USA0879
480/85	34									USA0887
500/70	34									USA0879
520/70	34									USA0887
540/65	34							PN 212 8		USA0885
600/65	34									USA0887
620/75	34									USA0895
21.00-	35								USA2654	
29.5-	35								USA2688	
11.2-	36									USA0846
12.4-	36							PN 178 8		USA0862
13.6-	36					D 3435				USA0866
13.9-	36									USA0866
210/95	36									USA0856
270/95	36									USA0876
320/85	36									USA0877
340/85	36									USA0885
11.2-	38									USA0862
12.4-	38									USA0862
13.6-	38									USA0866
14.9-	38									USA0871
15.5-	38									USA0879
16.9-	38									USA0880
18.4-	38									USA0889
20.8-	38									USA0892
230/95	38									USA0880
290/90	38									USA0862
320/85	38									USA0885
340/85	38									USA0879
380/80	38									USA0871
380/85	38									USA0879
420/85	38									USA0880
460/85	38									USA0889
480/70	38									USA0880
480/80	38									USA0889

THIS IS A GUIDE ONLY - ACTUAL FITMENT MAY VARY - ALWAYS PRE-FIT CHAINS BEFORE USE

Tire	Rim	Universal (UNE)			Erzberg (ERZ)	Doppelspur		Powernet	Ladder	Tractor
		8.5MM	10.5MM	12.5MM	10.5/12.5MM	Standard	Light	8.5MM	OTR	
520/85	38									USA0892
540/65	38							PN 222 8		USA0880
580/70	38									USA0892
600/65	38							PN 234 8		
650/65	38							PN 246 8		USA0892
710/70	38								USA2657	
180/95	40									USA0876
230/95	40									USA0877
12.4-	42									USA0866
18.4-	42									USA0894
320/90	42									USA0880
460/85	42									USA0894
480/80	42									USA0894
380/90	46									USA0892
480/80	46									USA0894
320/90	50									USA0892
300/95	52									USA0892

Fitment variances noted for the following tire exceptions:

- *Continental AS-Farmer
- Continental Mitas AC70T
- Continental Mitas AC85
- Continental Tractor Master
- Cultor RD-02
- Kleber Fitker
- Nokian TRI-2



THIS IS A GUIDE ONLY - ACTUAL FITMENT MAY VARY - ALWAYS PRE-FIT CHAINS BEFORE USE

Stock No.	Weight Per Pair	Cross Chain Per 1/2 Pair	Cross Chain Stock No.	Cross Chain Length w/Hooks	Cross Chain Wire Dia.	Links Per Cross Chain	Cross Chain Hook Stock No. & Dia.	Side Chain Stock No. & Dia.	Side Chain Length
pewag 2200 Singles									
USA2209	21.5	11	USA6221	13.25"	5.6 mm	11	406USA .276"	1004USA .219"	65.00"
USA2211	26.0	13	USA6221	13.25"	5.6 mm	11	406USA .276"	1004USA .219"	78.00"
USA2214	31.0	15	USA6221	13.25"	5.6 mm	11	406USA .276"	1004USA .219"	89.00"
USA2216	25.5	12	USA6221	13.25"	5.6 mm	11	406USA .276"	1004USA .219"	74.00"
USA2219	27.0	13	USA6221	13.25"	5.6 mm	11	406USA .276"	1004USA .219"	78.00"
USA2221	29.5	14	USA6221	13.25"	5.6 mm	11	406USA .276"	1004USA .219"	84.50"
USA2226	36.0	15	USA6229	16.75"	5.6 mm	15	406USA .276"	1004USA .219"	89.00"
USA2228	31.0	14	USA6225	15.00"	5.6 mm	13	406USA .276"	1004USA .219"	84.50"
USA2229	27.0	12	USA6225	15.00"	5.6 mm	13	406USA .276"	1004USA .219"	74.00"
USA2233	40.0	11	USA6251	13.50"	7 mm	9	407USA .312"	1006USA .281"	83.50"
USA2237	44.0	12	USA6251	13.50"	7 mm	9	407USA .312"	1006USA .281"	94.50"
USA2238	48.0	12	USA6253	16.25"	7 mm	11	407USA .312"	1006USA .281"	94.50"
USA2239	48.0	13	USA6251	13.50"	7 mm	9	407USA .312"	1006USA .281"	101.75"
USA2241	51.0	14	USA6251	13.50"	7 mm	9	407USA .312"	1006USA .281"	109.00"
USA2245	56.0	15	USA6251	13.50"	7 mm	9	407USA .312"	1006USA .281"	112.00"
USA2247	56.3	14	USA6253	16.25"	7 mm	11	407USA .312"	1006USA .281"	109.00"
USA2249	59.0	15	USA6253	16.25"	7 mm	11	407USA .312"	1006USA .281"	116.00"
USA2253	63.2	16	USA6253	16.25"	7 mm	11	407USA .312"	1006USA .281"	126.75"
USA2255	66.4	14	USA6263	18.50"	7 mm	13	407USA .312"	1007USA .312"	116.75"
USA2257	75.1	16	USA6263	18.50"	7 mm	13	407USA .312"	1007USA .312"	126.75"
USA2271	81.0	16	USA6266	20.75"	7 mm	15	407USA .312"	1007USA .312"	130.50"
USA2273	90.0	18	USA6266	20.75"	7 mm	15	407USA .312"	1007USA .312"	145.50"
pewag 4200 Duals									
USA4211	42.0	26	USA6219	13.25"	5.6 mm	11	406USA .276"	1004USA .219"	77.75"
USA4214	57.0	30	USA6221	13.25"	5.6 mm	11	406USA .276"	1004USA .219"	89.00"
USA4216	44.0	24	USA6221	13.25"	5.6 mm	11	406USA .276"	1004USA .219"	74.00"
USA4219	50.0	26	USA6221	13.25"	5.6 mm	11	406USA .276"	1004USA .219"	80.00"
USA4221	53.0	28	USA6221	13.25"	5.6 mm	11	406USA .276"	1004USA .219"	85.50"
USA4228	58.0	28	USA6225	15.00"	5.6 mm	13	406USA .276"	1004USA .219"	83.75"
USA4229	47.0	24	USA6225	15.00"	5.6 mm	13	406USA .276"	1004USA .219"	71.25"
USA4233	73.0	22	USA6251	13.50"	7 mm	9	407USA .312"	1006USA .281"	83.50"
USA4237	82.0	24	USA6251	13.50"	7 mm	9	407USA .312"	1006USA .281"	94.50"
USA4238	88.0	24	USA6253	16.25"	7 mm	11	407USA .312"	1006USA .281"	94.50"
USA4239	89.0	26	USA6251	13.50"	7 mm	9	407USA .312"	1006USA .281"	101.75"
USA4241	91.0	28	USA6251	13.50"	7 mm	9	407USA .312"	1006USA .281"	109.00"
USA4245	101.0	30	USA6251	13.50"	7 mm	9	407USA .312"	1006USA .281"	116.00"
USA4247	103.0	28	USA6253	16.25"	7 mm	11	407USA .312"	1006USA .281"	109.00"
USA4249	105.0	30	USA6253	16.25"	7 mm	11	407USA .312"	1006USA .281"	116.00"
USA4253	112.0	32	USA6253	16.25"	7 mm	11	407USA .375"	1006USA .281"	126.75"
USA4255	117.0	28	USA6263	18.50"	7 mm	13	407USA .375"	1007USA .312"	116.75"
USA4257	126.0	32	USA6263	18.50"	7 mm	13	407USA .375"	1007USA .312"	126.75"
USA4271	154.0	32	USA6266	20.75"	7 mm	15	407USA .375"	1007USA .312"	130.50"
USA4273	171.0	36	USA6266	20.75"	7 mm	15	407USA .375"	1007USA .312"	145.50"
pewag 3200 Singles									
USA3210	28.0	13	USA6225	15.00"	5.6 mm	13	406USA .276"	1004USA .219"	77.75"
USA3227	40.0	10	USA6253	16.25"	7 mm	11	407USA .312"	1006USA .281"	80.00"
USA3229	42.0	10	USA6259	18.50"	7 mm	13	407USA .312"	1006USA .281"	80.00"
USA3231	47.0	11	USA6259	18.50"	7 mm	13	407USA .312"	1006USA .281"	87.25"
USA3235	51.0	12	USA6259	18.50"	7 mm	13	407USA .312"	1006USA .281"	94.50"
USA3237	42.0	9	USA6267	23.50"	7 mm	17	407USA .312"	1006USA .281"	69.00"
USA3249	43.0	9	USA6267	23.50"	7 mm	17	407USA .312"	1006USA .281"	69.00"
USA3251	48.0	10	USA6267	23.50"	7 mm	17	407USA .312"	1006USA .281"	76.25"
USA3255	63.5	14	USA7213	20.75"	7 mm	15	407USA .312"	1006USA .281"	109.00"
USA3257	78.0	15	USA7213	20.75"	7 mm	15	407USA .312"	1006USA .281"	112.25"
USA3259	60.0	11	USA7214	23.00"	7 mm	17	407USA .312"	1006USA .281"	83.50"
USA3261	75.0	16	USA7214	23.00"	7 mm	17	407USA .312"	1006USA .281"	123.25"
USA3265	59.0	11	USA7214	23.00"	7 mm	17	407USA .312"	1006USA .281"	83.50"

THIS IS A GUIDE ONLY - ACTUAL FITMENT MAY VARY - ALWAYS PRE-FIT CHAINS BEFORE USE

Stock No.	Weight Per Pair	Cross Chain Per 1/2 Pair	Cross Chain Stock No.	Cross Chain Length w/Hooks	Cross Chain Wire Dia.	Links Per Cross Chain	Cross Chain Hook Stock No. & Dia.	Side Chain Stock No. & Dia.	Side Chain Length
pewag 3200 Singles									
USA3267	60.0	12	USA7214	23.00"	7 mm	17	407USA .312"	1006USA .281"	90.75"
USA3269	60.5	13	USA7214	23.00"	7 mm	17	407USA .312"	1006USA .281"	101.75"
USA3271	66.0	14	USA7214	23.00"	7 mm	17	407USA .312"	1006USA .281"	109.00"
USA3273	79.0	12	USA7216	32.50"	7 mm	25	407USA .312"	1006USA .281"	90.75"
USA3275	86.0	13	USA7216	32.50"	7 mm	25	407USA .312"	1006USA .281"	97.75"
USA3277	92.0	14	USA7216	32.50"	7 mm	25	407USA .312"	1006USA .281"	105.25"
pewag 2400 Heavy Duty Singles									
USA2433	33.0	8	USA6251	13.50"	7 mm	9	407USA .312"	1006USA .281"	61.75"
USA2435	35.0	9	USA6251	13.50"	7 mm	9	407USA .312"	1006USA .281"	69.00"
USA2437	37.0	10	USA6251	13.50"	7 mm	9	407USA .312"	1006USA .281"	80.00"
USA2441	63.0	11	USA6434	17.50"	8.2 mm	11	409USA .375"	1007USA .312"	92.75"
USA2445	71.0	12	USA6434	17.50"	8.2 mm	11	409USA .375"	1007USA .312"	96.25"
USA2448	68.5	13	USA6434	17.50"	8.2 mm	11	409USA .375"	1007USA .312"	108.25"
USA2452	73.5	14	USA6434	17.50"	8.2 mm	11	409USA .375"	1007USA .312"	116.00"
USA2486	90.0	14	USA6445	20.50"	8.2 mm	13	409USA .375"	1007USA .312"	116.00"
pewag 4400 Heavy Duty Duals									
USA4412	72.0	20	USA6251	13.50"	7 mm	9	407USA .312"	1006USA .281"	61.60"
USA4435	118.0	22	USA6251	13.50"	7 mm	9	407USA .312"	1006USA .281"	68.90"
USA4437	124.0	24	USA6434	17.50"	8.2 mm	11	409USA .375"	1007USA .312"	76.10"
USA4448	136.0	26	USA6434	17.50"	8.2 mm	11	409USA .375"	1007USA .312"	108.25"
USA4461	137.0	28	USA6434	17.50"	8.2 mm	11	409USA .375"	1007USA .312"	116.00"
USA4486	183.0	28	USA6445	20.50"	8.2 mm	13	409USA .375"	1007USA .312"	116.00"
pewag 2200 7mm Studded Singles - With Cams									
USA2219SC 7ST	35.7	9	USA6250 7ST	13.75"	7 mm	9	407USA .312"	1006USA .281"	75.83"
USA2221SC 7ST	39.0	10	USA6250 7ST	13.75"	7 mm	9	407USA .312"	1006USA .281"	84.25"
USA2228SC 7ST	42.0	10	USA62517ST	14.75"	7 mm	11	407USA .312"	1006USA .281"	84.25"
USA2233SC 7ST	40.0	11	USA62517ST	14.75"	7 mm	11	407USA .312"	1006USA .281"	87.50"
USA2237SC 7ST	51.3	12	USA62517ST	14.75"	7 mm	11	407USA .312"	1006USA .281"	95.00"
USA2238SC 7ST	56.0	12	USA6253 7ST	15.75"	7 mm	12	407USA .312"	1006USA .281"	95.00"
USA2239SC 7ST	53.8	13	USA62517ST	14.75"	7 mm	11	407USA .312"	1006USA .281"	102.25"
USA2241SC 7ST	58.1	14	USA62517ST	14.75"	7 mm	11	407USA .312"	1006USA .281"	109.25"
USA2245SC 7ST	62.2	15	USA62517ST	14.75"	7 mm	11	407USA .312"	1006USA .281"	116.50"
USA2247SC 7ST	60.4	14	USA6253 7ST	15.75"	7 mm	12	407USA .312"	1006USA .281"	109.25"
USA2249SC 7ST	64.0	15	USA6253 7ST	15.75"	7 mm	12	407USA .312"	1006USA .281"	116.50"
USA2253SC 7ST	72.6	17	USA6263 7ST	17.00"	7 mm	13	407USA .312"	1006USA .281"	131.00"
USA2255SC 7ST	74.4	16	USA6266 7ST	18.25"	7 mm	14	407USA .312"	1006USA .281"	123.75"
pewag 2200 7mm Studded Singles - Without Cams									
USA2247S 7ST	48.0	12	USA6253 7ST	15.75"	7 mm	12	407USA .312"	1005USA	110.63"
USA2249S 7ST	51.4	13	USA6253 7ST	15.75"	7 mm	12	407USA .312"	1005USA	116.50"
USA2255S 7ST	56.7	13	USA6266 7ST	18.25"	7 mm	14	407USA .312"	1005USA	118.11"
pewag 2200 8mm Studded Singles - With Cams									
USA2233SC 8ST	63.8	10	USA62518ST	16.00"	8 mm	11	409USA .375"	1007USA .312"	85.25"
USA2237SC 8ST	66.4	11	USA62518ST	16.00"	8 mm	11	409USA .375"	1007USA .312"	92.25"
USA2238SC 8ST	71.0	11	USA6253 8ST	17.50"	8 mm	12	409USA .375"	1007USA .312"	92.25"
USA2239SC 8ST	51.7	12	USA62518ST	16.00"	8 mm	11	409USA .375"	1007USA .312"	100.50"
USA2241SC 8ST	56.0	13	USA62518ST	16.00"	8 mm	11	409USA .375"	1007USA .312"	108.25"
USA2245SC 8ST	64.0	14	USA62518ST	16.00"	8 mm	11	409USA .375"	1007USA .312"	117.50"
USA2247SC 8ST	81.0	13	USA6253 8ST	17.50"	8 mm	12	409USA .375"	1007USA .312"	108.25"
USA2249SC 8ST	87.1	14	USA6253 8ST	17.50"	8 mm	12	409USA .375"	1007USA .312"	117.50"
USA2253SC 8ST	88.9	16	USA6253 8ST	17.50"	8 mm	12	409USA .375"	1007USA .312"	131.25"
USA2255SC 8ST	87.1	14	USA6253 8ST	17.50"	8 mm	12	409USA .375"	1007USA .312"	117.50"
pewag 4200 7mm Studded Duals - With Cams									
USA4219SC 7ST	68.0	18	USA6250 7ST	13.75"	7 mm	9	407USA .312"	1006USA .281"	75.83"
USA4221SC 7ST	70.5	20	USA6250 7ST	13.75"	7 mm	9	407USA .312"	1006USA .281"	84.25"
USA4228SC 7ST	77.0	20	USA62517ST	14.75"	7 mm	11	407USA .312"	1006USA .281"	75.83"
USA4233SC 7ST	91.5	22	USA62517ST	14.75"	7 mm	11	407USA .312"	1006USA .281"	87.50"
USA4237SC 7ST	95.1	24	USA62517ST	14.75"	7 mm	11	407USA .312"	1006USA .281"	95.00"

THIS IS A GUIDE ONLY - ACTUAL FITMENT MAY VARY - ALWAYS PRE-FIT CHAINS BEFORE USE

Stock No.	Weight Per Pair	Cross Chain Per 1/2 Pair	Cross Chain Stock No.	Cross Chain Length w/Hooks	Cross Chain Wire Dia.	Links Per Cross Chain	Cross Chain Hook Stock No. & Dia.	Side Chain Stock No. & Dia.	Side Chain Length
pewag 4200 7mm Studded Duals - With Cams									
USA4238SC 7ST	---	24	USA6253 7ST	15.75"	7 mm	12	407USA .312"	1006USA .281"	95.00"
USA4239SC 7ST	98.8	26	USA62517ST	14.75"	7 mm	11	407USA .312"	1006USA .281"	102.25"
USA4241SC 7ST	106.4	28	USA62517ST	14.75"	7 mm	11	407USA .312"	1006USA .281"	109.25"
USA4245SC 7ST	114.0	30	USA62517ST	14.75"	7 mm	11	407USA .312"	1006USA .281"	116.50"
USA4247SC 7ST	110.0	28	USA6253 7ST	15.75"	7 mm	12	407USA .312"	1006USA .281"	109.25"
USA4249SC 7ST	117.0	30	USA6253 7ST	15.75"	7 mm	12	407USA .312"	1006USA .281"	116.50"
USA4253SC 7ST	132.4	34	USA6263 7ST	17.00"	7 mm	13	407USA .312"	1006USA .281"	131.00"
USA4255SC 7ST	134.0	32	USA6266 7ST	18.25"	7 mm	14	407USA .312"	1006USA .281"	123.75"
pewag 4200 7mm Studded Duals - Without Cams									
USA4247S 7ST	88.4	24	USA6253 7ST	15.75"	7 mm	12	407USA .312"	1005USA	110.63"
USA4249S 7ST	92.0	26	USA6253 7ST	15.75"	7 mm	12	407USA .312"	1005USA	116.50"
USA4255S 7ST	104.3	26	USA6266 7ST	18.25"	7 mm	14	407USA .312"	1005USA	118.11"
pewag 4200 8mm Studded Duals - With Cams									
USA4233SC 8ST	---	20	USA62518ST	16.00"	8 mm	11	409USA .375"	1007USA .312"	85.25"
USA4237SC 8ST	---	22	USA62518ST	16.00"	8 mm	11	409USA .375"	1007USA .312"	92.25"
USA4238SC 8ST	---	22	USA6253 8ST	17.50"	8 mm	12	409USA .375"	1007USA .312"	92.25"
USA4239SC 8ST	115.7	24	USA62518ST	16.00"	8 mm	11	409USA .375"	1007USA .312"	100.50"
USA4241SC 8ST	125.4	26	USA62518ST	16.00"	8 mm	11	409USA .375"	1007USA .312"	108.25"
USA4245SC 8ST	135.0	28	USA62518ST	16.00"	8 mm	11	409USA .375"	1007USA .312"	117.50"
USA4247SC 8ST	149.6	26	USA6253 8ST	17.50"	8 mm	12	409USA .375"	1007USA .312"	108.25"
USA4249SC 8ST	159.3	28	USA6253 8ST	17.50"	8 mm	12	409USA .375"	1007USA .312"	117.50"
USA4253SC 8ST	---	32	USA6253 8ST	17.50"	8 mm	12	409USA .375"	1007USA .312"	131.25"
USA4255SC 8ST	159.3	28	USA6253 8ST	17.50"	8 mm	12	409USA .375"	1007USA .312"	117.50"
pewag 3200 7mm Studded Singles - With Cams									
USA3227SC 7ST	---	10	USA6253 7ST	15.75"	7 mm	12	407USA .312"	1006USA .281"	84.25"
USA3231SC 7ST	---	11	USA6266 7ST	18.25"	7 mm	14	407USA .312"	1006USA .281"	87.50"
pewag 3200 8mm Studded Singles - With Cams									
USA3255SC 8ST	64.0	13	USA7213 8ST	20.75"	8 mm	15	409USA .375"	1007USA .312"	110.23"
USA3271SC 8ST	85.0	13	USA7215 8ST	23.25"	8 mm	17	409USA .375"	1007USA .312"	112.21"
USA3261SC 8ST	---	15	USA7214 8ST	22.00"	8 mm	16	409USA .375"	1007USA .312"	127.56"
pewag 3200 8mm Studded Singles - Without Cams - Double Spaced									
USA3255 DS 8ST	154.1	26	USA7213 8ST	20.75"	8 mm	15	409USA .375"	1007USA .312"	112.21"
USA3261 DS 8ST	185.3	30	USA7214 8ST	22.00"	8 mm	16	409USA .375"	1007USA .312"	127.56"
USA3271 DS 8ST	168.1	26	USA7215 8ST	23.25"	8 mm	17	409USA .375"	1007USA .312"	112.21"
pewag Skid Steer									
USASSE10165-2	78.0	17	USA6434	17.50"	8.2 mm	11	409USA .375"	1007USA .312"	72.00"
USASSE10165-4	44.0	9	USA6434	17.50"	8.2 mm	11	409USA .375"	1007USA .312"	72.00"
USASSE12165-2	88.0	19	USA6445	20.50"	8.2 mm	13	409USA .375"	1007USA .312"	79.00"
USASSE12165-4	69.0	10	USA6445	20.50"	8.2 mm	13	409USA .375"	1007USA .312"	79.00"
USASSE14175-2	120.0	23	USA6445	20.50"	8.2 mm	13	409USA .375"	1007USA .312"	94.00"
USASSE14175-4	76.0	12	USA6445	20.50"	8.2 mm	13	409USA .375"	1007USA .312"	94.00"
pewag 0800 Tractor									
USA0822	79.0	11	USA6434	17.50"	8.2 mm	11	409USA .375"	1007USA .312"	88.50"
USA0829	76.0	9	USA6434	17.50"	8.2 mm	11	409USA .375"	1007USA .312"	73.00"
USA0831	72.0	10	USA6445	20.50"	8.2 mm	13	409USA .375"	1007USA .312"	80.75"
USA0832	79.0	12	USA6434	17.50"	8.2 mm	11	409USA .375"	1007USA .312"	96.25"
USA0834	78.0	11	USA6445	20.50"	8.2 mm	13	409USA .375"	1007USA .312"	88.50"
USA0836	88.0	12	USA6445	20.50"	8.2 mm	13	409USA .375"	1007USA .312"	96.25"
USA0838	109.0	14	USA6445	20.50"	8.2 mm	13	409USA .375"	1007USA .312"	111.50"
USA0846	126.0	17	USA6445	20.50"	8.2 mm	13	409USA .375"	1007USA .312"	134.50"
USA0850	86.0	10	USA7420	22.75"	8.2 mm	15	409USA .375"	1007USA .312"	80.75"
USA0852	105.0	13	USA6445	20.50"	8.2 mm	13	409USA .375"	1007USA .312"	103.75"
USA0856	111.0	15	USA6445	20.50"	8.2 mm	13	409USA .375"	1007USA .312"	119.25"
USA0858	122.0	14	USA7420	22.75"	8.2 mm	15	409USA .375"	1007USA .312"	111.50"
USA0859	124.0	15	USA7420	22.75"	8.2 mm	15	409USA .375"	1007USA .312"	119.25"
USA0862	145.0	18	USA6445	20.50"	8.2 mm	13	409USA .375"	1007USA .312"	142.25"
USA0866	153.0	19	USA7420	22.75"	8.2 mm	15	409USA .375"	1007USA .312"	149.75"

THIS IS A GUIDE ONLY - ACTUAL FITMENT MAY VARY - ALWAYS PRE-FIT CHAINS BEFORE USE

Stock No.	Weight Per Pair	Cross Chain Per 1/2 Pair	Cross Chain Stock No.	Cross Chain Length w/Hooks	Cross Chain Wire Dia.	Links Per Cross Chain	Cross Chain Hook Stock No. & Dia.	Side Chain Stock No. & Dia.	Side Chain Length
pewag 0800 Tractor									
USA0869	137.0	16	USA7420	22.75"	8.2 mm	15	409USA .375"	1007USA .312"	126.75"
USA0871	163.0	20	USA7420	22.75"	8.2 mm	15	409USA .375"	1007USA .312"	157.50"
USA0874	137.0	15	USA7426	28.50"	8.2 mm	19	409USA .375"	1007USA .312"	119.25"
USA0876	158.0	16	USA7426	28.50"	8.2 mm	19	409USA .375"	1007USA .312"	126.75"
USA0877	164.0	17	USA7426	28.50"	8.2 mm	19	409USA .375"	1007USA .312"	134.50"
USA0879	171.0	18	USA7426	28.50"	8.2 mm	19	409USA .375"	1007USA .312"	142.25"
USA0881	205.0	10	USA9562	30.75"	10 mm	19	411USA .437"	1009USA .375"	92.25"
USA0882	244.0	12	USA9562	30.75"	10 mm	19	411USA .437"	1009USA .375"	108.50"
USA0883	268.0	13	USA9562	30.75"	10 mm	19	411USA .437"	1009USA .375"	117.25"
USA0884	283.0	14	USA9562	30.75"	10 mm	19	411USA .437"	1009USA .375"	126.00"
USA0885	319.0	15	USA9562	30.75"	10 mm	19	411USA .437"	1009USA .375"	134.75"
USA0887	324.0	16	USA9562	30.75"	10 mm	19	411USA .437"	1009USA .375"	143.25"
USA0889	364.0	17	USA9562	30.75"	10 mm	19	411USA .437"	1009USA .375"	152.00"
USA0890	438.0	17	USA6650	33.75"	10 mm	21	411USA .437"	1009USA .375"	152.00"
USA0891	338.0	14	USA9567	39.25"	10 mm	25	411USA .437"	1009USA .375"	126.00"
USA0892	385.0	18	USA6650	33.75"	10 mm	21	411USA .437"	1009USA .375"	160.75"
USA0893	384.0	16	USA9567	39.25"	10 mm	25	411USA .437"	1009USA .375"	143.25"
USA0894	370.0	19	USA9562	30.75"	10 mm	19	411USA .437"	1009USA .375"	169.50"
USA0895	523.0	17	USA9567	39.25"	10 mm	25	411USA .437"	1009USA .375"	152.00"
pewag 2600 OTR									
USA2612	98.0	14	USA6630	25.50"	8.2 mm	17	409USA .375"	1007USA .312"	115.50"
USA2615	114.0	16	USA6630	25.50"	8.2 mm	17	409USA .375"	1007USA .312"	126.75"
USA2624	146.0	13	USA6640	28.00"	10 mm	17	411USA .437"	1009USA .375"	121.75"
USA2627	168.0	15	USA6640	28.00"	10 mm	17	411USA .437"	1009USA .375"	138.50"
USA2633	176.0	14	USA6650	33.75"	10 mm	21	411USA .437"	1009USA .375"	130.00"
USA2636	188.0	15	USA6650	33.75"	10 mm	21	411USA .437"	1009USA .375"	134.75"
USA2642	232.0	18	USA6650	33.75"	10 mm	21	411USA .437"	1009USA .375"	160.75"
USA2645	268.0	15	USA6660	38.25"	12 mm	19	411USA .437"	1011USA .437"	148.00"
USA2648	298.0	16	USA6660	38.25"	12 mm	19	411USA .437"	1011USA .437"	153.00"
USA2657	375.0	17	USA6670	45.25"	12 mm	23	411USA .437"	1011USA .437"	163.00"
USA2672	403.0	17	USA6680	52.25"	12 mm	27	411USA .437"	1011USA .437"	163.00"
USA2675	427.0	18	USA6680	52.25"	12 mm	27	411USA .437"	1011USA .437"	171.00"

wire diameter & link specifications

Trade Size	(A) Decimal	(A) Standard	(A) Metric	(B) Pitch
1/0	0.177"	11/64"	4.5 mm	1.180"
3/0	0.207"	13/64"	5.25 mm	0.920"
4/0	0.234"	15/64"	5.95 mm	1.000"
6/0	0.281"	9/32"	7.14 mm	1.250"
7/0	0.312"	5/16"	7.92 mm	1.390"
9/0	0.375"	3/8"	9.53 mm	1.260"
11/0	0.437"	7/16"	11.10 mm	1.562"
14/0	0.531"	17/32"	13.50 mm	1.734"

Trade Size	(A) Decimal	(A) Standard	(A) Metric	(B) Pitch
3.7 mm	0.145"	9/64"	3.7 mm	11 mm
4.5 mm	0.177"	5/32"	4.5 mm	18 mm
5.6 mm	0.221"	15/64"	5.6 mm	24 mm
7 mm	0.276"	9/32"	7 mm	30 mm
8.2 mm	0.322"	21/64"	8.2 mm	33 mm
10 mm	0.394"	25/64"	10 mm	35 mm
12 mm	0.472"	15/32"	12 mm	45 mm

Trade Size (wire diameter): (A) is the thickness of the steel wire material used to form the chain link. The measurement should be taken at an unbent area of the link where possible.

Pitch: (B) is the inside measurement across the length of the link.



THIS IS A GUIDE ONLY - ACTUAL FITMENT MAY VARY - ALWAYS PRE-FIT CHAINS BEFORE USE

NEW!



Modular Fitment



Robust Traction



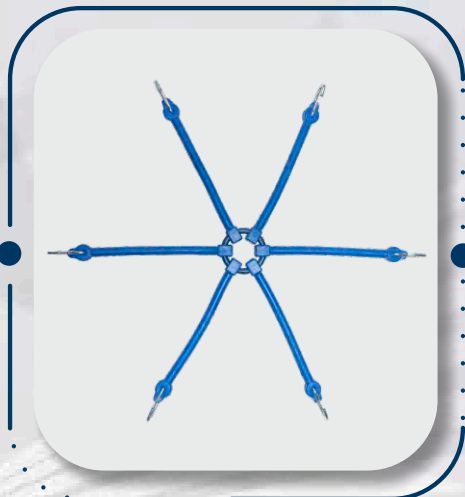
Quick & Easy

Where modular flexibility meets optimal traction.

NEW!

RE-DESIGNED #103L

- NEW durable rubber compound formulated to withstand extreme temps down to -25°C
- Innovative folding arms for compact storage
- Fits 19.5 - 24.5" wheels



MADE IN THE USA

★ TRACTION CHAINS ★

light truck, SUV & 4WD | heavy truck & trailer | forklift & skid steer
ATV & UTV | garden tractor | parts & accessories

pewag starwave ladder chain

The standard of quality; the choice of professionals.



- Last 8-10 times longer than cheap import twist link
- pewag USA chains last 400-500 miles on dry road testing
- Cheap import twist link breaks at 30-35 miles on dry road testing
- 32% better traction and braking distance than twist link
- Square link is reversible
- Available with or without cams, as well as Duals
- USA chains available in 5.6mm, 7mm, and 8.2mm
- Repairable, parts available in the USA

pewag

**MADE IN
THE USA**



MS FOSTER

SERVING THE TRANSPORTATION INDUSTRY

1040 Highway 212
Michigan City, IN 46360

OFFICE 219.879.9225
TOLL FREE 888.452.4053
FAX 219.879.9313

sales@msfoster.com
www.msfoster.com



youtube.com/pewagusa

Manufacturing Headquarters

pewag Traction Chain, Inc.
190 Greenhorn Drive
Pueblo, CO 81004



Factory Tour



facebook.com/pewagtraction

Distribution Hub

pewag Traction Chain, Inc.
3825 Cincinnati Avenue
Rocklin, CA 95765

Satellite Warehouses

- Denver, CO
- Sparks, NV
- Portland, OR



Chain Install



instagram.com/pewagtraction



Distributed By:



MS FOSTER

SERVING THE TRANSPORTATION INDUSTRY

1040 Highway 212
Michigan City, IN 46360

OFFICE 219.879.9225
TOLL FREE 888.452.4053
FAX 219.879.9313

sales@msfoster.com
www.msfoster.com